



Q02. Satisfaction (professional life, balance)

<https://surveys.cma.ca/en/permalink/survey89>

Survey Date: 2019


Full Question: Q02. Rate your satisfaction with each of the following:
 Very dissatisfied
 Dissatisfied
 Neutral
 Satisfied
 Very satisfied

Topic: Satisfaction
 Hours of work and workload


Keywords: Work-life balance
 doctor satisfaction
 Physician satisfaction


Response Choices: Your professional life
 The balance between your personal and professional commitments


Documents



CMA_Survey_Workforc
 e2019_Q2_Satisfaction
 -e.pdf

 Read PDF

 Download PDF



Q08. Provision of patient/clinical care

<https://surveys.cma.ca/en/permalink/survey15>

Survey Date: 2017

Full Question: Q08. Do you provide patient/clinical care (either direct or indirect)?

Topic: Patient care

Access to services

Keywords: Access to services


Clinical care

Indirect patient care


Patient care


Practice setting


Documents



CMA_Survey_Workforc
e2017_Q8_PatientCare
-e.pdf

 Read PDF

 Download PDF



Q09. Applying for licensure in another jurisdiction

<https://surveys.cma.ca/en/permalink/survey77>

Survey Date: 2019

Full Question: Q09. Have you ever applied for a licence to practise medicine with a Canadian medical regulatory authority in a province or territory other than where you were first licensed to practise in Canada?


Topic: Access to services
National licensure


Keywords: License
Licensure


Response Choices: Yes
No

Documents

CMA_Survey_Workforce2019_Q9_Licensure.pdf

 Read PDF

 Download PDF



Q09. Organization of practice (solo, group, etc.)


<https://surveys.cma.ca/en/permalink/survey16>

Survey Date: 2017


Full Question: Q09. How is your MAIN patient care setting organized? Check ONLY ONE. (Note that a solo or group practice could also include another health professional who does not have her/his own caseload).


Topic:	Work setting Patient care Hospital setting Collaborative practice
Keywords:	Collaborative practice Group practice Hospital setting Interprofessional Partner Patient care setting Practice setting Solo practice Team practice Work setting
Response Choices:	Solo practice Group practice – community based Interprofessional practice – community based (physician(s) & other health professional(s) who have their own caseloads) Hospital-based practice

Documents



CMA_Survey_Workforce2017_Q9_OrgSetting-e.pdf

 Read PDF

 Download PDF

Q10. Obstacles to applying for licensure

<https://surveys.cma.ca/en/permalink/survey79>

Survey Date: 2019

Full Question: Q10. What factors did you consider significant obstacles with respect to applying for licensure in another province or territory?

Topic: Access to services
National licensure

Keywords: License
Licensure
Barriers
Practice obstacles

Response Choices: Obtaining credential verification for or from the provincial/territorial regulatory authority
Obtaining letter(s) of good standing from the provincial/territorial regulatory authority
Obtaining reference or character letters
Obtaining police record check
Cost of getting licensed in the other province or territory
Length of the process to obtain a licence in the other province or territory
The overall complexity of the process to obtain a licence
Other, please specify:
There were no significant obstacles

Documents

CMA_Survey_Workforce2019_Q10_Licensure_Obstacles-e.pdf

Read PDF

Download PDF

CMA Physician Workforce Survey, 2019. Tabular Results by FFS/P or Other Specialist, Gender, Age, and Province/Territory

Province/Territory	Gender	Age	FFS/P or Other Specialist
Alberta	Male	18-24	100%
Alberta	Female	18-24	100%
Alberta	Male	25-34	100%
Alberta	Female	25-34	100%
Alberta	Male	35-44	100%
Alberta	Female	35-44	100%
Alberta	Male	45-54	100%
Alberta	Female	45-54	100%
Alberta	Male	55-64	100%
Alberta	Female	55-64	100%
Alberta	Male	65+	100%
Alberta	Female	65+	100%
British Columbia	Male	18-24	100%
British Columbia	Female	18-24	100%
British Columbia	Male	25-34	100%
British Columbia	Female	25-34	100%
British Columbia	Male	35-44	100%
British Columbia	Female	35-44	100%
British Columbia	Male	45-54	100%
British Columbia	Female	45-54	100%
British Columbia	Male	55-64	100%
British Columbia	Female	55-64	100%
British Columbia	Male	65+	100%
British Columbia	Female	65+	100%
Manitoba	Male	18-24	100%
Manitoba	Female	18-24	100%
Manitoba	Male	25-34	100%
Manitoba	Female	25-34	100%
Manitoba	Male	35-44	100%
Manitoba	Female	35-44	100%
Manitoba	Male	45-54	100%
Manitoba	Female	45-54	100%
Manitoba	Male	55-64	100%
Manitoba	Female	55-64	100%
Manitoba	Male	65+	100%
Manitoba	Female	65+	100%
Ontario	Male	18-24	100%
Ontario	Female	18-24	100%
Ontario	Male	25-34	100%
Ontario	Female	25-34	100%
Ontario	Male	35-44	100%
Ontario	Female	35-44	100%
Ontario	Male	45-54	100%
Ontario	Female	45-54	100%
Ontario	Male	55-64	100%
Ontario	Female	55-64	100%
Ontario	Male	65+	100%
Ontario	Female	65+	100%
Quebec	Male	18-24	100%
Quebec	Female	18-24	100%
Quebec	Male	25-34	100%
Quebec	Female	25-34	100%
Quebec	Male	35-44	100%
Quebec	Female	35-44	100%
Quebec	Male	45-54	100%
Quebec	Female	45-54	100%
Quebec	Male	55-64	100%
Quebec	Female	55-64	100%
Quebec	Male	65+	100%
Quebec	Female	65+	100%
Saskatchewan	Male	18-24	100%
Saskatchewan	Female	18-24	100%
Saskatchewan	Male	25-34	100%
Saskatchewan	Female	25-34	100%
Saskatchewan	Male	35-44	100%
Saskatchewan	Female	35-44	100%
Saskatchewan	Male	45-54	100%
Saskatchewan	Female	45-54	100%
Saskatchewan	Male	55-64	100%
Saskatchewan	Female	55-64	100%
Saskatchewan	Male	65+	100%
Saskatchewan	Female	65+	100%
Yukon	Male	18-24	100%
Yukon	Female	18-24	100%
Yukon	Male	25-34	100%
Yukon	Female	25-34	100%
Yukon	Male	35-44	100%
Yukon	Female	35-44	100%
Yukon	Male	45-54	100%
Yukon	Female	45-54	100%
Yukon	Male	55-64	100%
Yukon	Female	55-64	100%
Yukon	Male	65+	100%
Yukon	Female	65+	100%
Nunavut	Male	18-24	100%
Nunavut	Female	18-24	100%
Nunavut	Male	25-34	100%
Nunavut	Female	25-34	100%
Nunavut	Male	35-44	100%
Nunavut	Female	35-44	100%
Nunavut	Male	45-54	100%
Nunavut	Female	45-54	100%
Nunavut	Male	55-64	100%
Nunavut	Female	55-64	100%
Nunavut	Male	65+	100%
Nunavut	Female	65+	100%

Q11. Support for national licensure

<https://surveys.cma.ca/en/permalink/survey82>

Survey Date: 2019

Full Question: Q11. How supportive would you be of the implementation of national licensure that would enable practice in all Canadian provinces/territories?

Topic: Access to services
National licensure

Keywords: License
Licensure

Response Choices: Not at all supportive
Not very supportive
No opinion
Somewhat supportive
Very supportive

Documents

CMA Physician Workforce Survey, 2019. Tabular Results by FFS/P or Other Specialist, Gender, Age, and Province/Territory

CMA_Survey_Workforce2019_Q11_National_Licensure-e.pdf

Read PDF

Download PDF

CMA Physician Workforce Survey, 2019. Tabular Results by FFS/P or Other Specialist, Gender, Age, and Province/Territory

Province/Territory	Gender	Age	FFS/P or Other Specialist
Alberta	Male	18-24	100%
Alberta	Female	18-24	100%
Alberta	Male	25-34	100%
Alberta	Female	25-34	100%
Alberta	Male	35-44	100%
Alberta	Female	35-44	100%
Alberta	Male	45-54	100%
Alberta	Female	45-54	100%
Alberta	Male	55-64	100%
Alberta	Female	55-64	100%
Alberta	Male	65+	100%
Alberta	Female	65+	100%
British Columbia	Male	18-24	100%
British Columbia	Female	18-24	100%
British Columbia	Male	25-34	100%
British Columbia	Female	25-34	100%
British Columbia	Male	35-44	100%
British Columbia	Female	35-44	100%
British Columbia	Male	45-54	100%
British Columbia	Female	45-54	100%
British Columbia	Male	55-64	100%
British Columbia	Female	55-64	100%
British Columbia	Male	65+	100%
British Columbia	Female	65+	100%
Manitoba	Male	18-24	100%
Manitoba	Female	18-24	100%
Manitoba	Male	25-34	100%
Manitoba	Female	25-34	100%
Manitoba	Male	35-44	100%
Manitoba	Female	35-44	100%
Manitoba	Male	45-54	100%
Manitoba	Female	45-54	100%
Manitoba	Male	55-64	100%
Manitoba	Female	55-64	100%
Manitoba	Male	65+	100%
Manitoba	Female	65+	100%
Ontario	Male	18-24	100%
Ontario	Female	18-24	100%
Ontario	Male	25-34	100%
Ontario	Female	25-34	100%
Ontario	Male	35-44	100%
Ontario	Female	35-44	100%
Ontario	Male	45-54	100%
Ontario	Female	45-54	100%
Ontario	Male	55-64	100%
Ontario	Female	55-64	100%
Ontario	Male	65+	100%
Ontario	Female	65+	100%
Quebec	Male	18-24	100%
Quebec	Female	18-24	100%
Quebec	Male	25-34	100%
Quebec	Female	25-34	100%
Quebec	Male	35-44	100%
Quebec	Female	35-44	100%
Quebec	Male	45-54	100%
Quebec	Female	45-54	100%
Quebec	Male	55-64	100%
Quebec	Female	55-64	100%
Quebec	Male	65+	100%
Quebec	Female	65+	100%
Saskatchewan	Male	18-24	100%
Saskatchewan	Female	18-24	100%
Saskatchewan	Male	25-34	100%
Saskatchewan	Female	25-34	100%
Saskatchewan	Male	35-44	100%
Saskatchewan	Female	35-44	100%
Saskatchewan	Male	45-54	100%
Saskatchewan	Female	45-54	100%
Saskatchewan	Male	55-64	100%
Saskatchewan	Female	55-64	100%
Saskatchewan	Male	65+	100%
Saskatchewan	Female	65+	100%
Yukon	Male	18-24	100%
Yukon	Female	18-24	100%
Yukon	Male	25-34	100%
Yukon	Female	25-34	100%
Yukon	Male	35-44	100%
Yukon	Female	35-44	100%
Yukon	Male	45-54	100%
Yukon	Female	45-54	100%
Yukon	Male	55-64	100%
Yukon	Female	55-64	100%
Yukon	Male	65+	100%
Yukon	Female	65+	100%
Nunavut	Male	18-24	100%
Nunavut	Female	18-24	100%
Nunavut	Male	25-34	100%
Nunavut	Female	25-34	100%
Nunavut	Male	35-44	100%
Nunavut	Female	35-44	100%
Nunavut	Male	45-54	100%
Nunavut	Female	45-54	100%
Nunavut	Male	55-64	100%
Nunavut	Female	55-64	100%
Nunavut	Male	65+	100%
Nunavut	Female	65+	100%

Q12. Impact of national licensure on physician practices

<https://surveys.cma.ca/en/permalink/survey83>

Survey Date: 2019


Full Question: Q12. If a national licensure system were implemented today, how likely would you be to:
Highly unlikely
Somewhat unlikely
Unsure
Somewhat likely
Highly likely

Topic: Access to services
National licensure
Patient care


Keywords: License
Licensure
Changes
Portability
Locum
Virtual care
Rural practice
Access


Response Choices: Seek out locum opportunities in other provinces/ territories
Practise in multiple provinces/territories on an ongoing basis
Provide virtual care (e.g., telemedicine) to patients in other provinces/territories
Practise temporarily in rural/remote areas in other provinces/territories
Participate in further training in another province or territory


Documents



CMA_Survey_Workforce2019_Q12_Impact_National_Licensure-e.pdf

 Read PDF

 Download PDF



Q13. Agreement that national licensure will improve access

<https://surveys.cma.ca/en/permalink/survey85>

Survey Date: 2019

Full Question: Q13. To what extent do you agree that national licensure will improve access to care for Canadians?


Topic: Access to services
National licensure
Patient care


Keywords: License
Licensure
Better
Patients
Access

Response Choices: Strongly disagree
Somewhat disagree
Neither agree nor disagree
Somewhat agree
Strongly agree


Documents

CMA_Survey_Workforce2019_Q13_Agreement_National_Licensure-e.pdf

 Read PDF

 Download PDF

Q13. Work hours



<https://surveys.cma.ca/en/permalink/survey20>

Survey Date: 2017


Full Question: Q13. EXCLUDING ON-CALL ACTIVITIES, how many HOURS IN AN AVERAGE WEEK do you usually spend on the following activities? Assume each activity is mutually exclusive for reporting purposes.

Topic: Patient care
On-call activities
Practice management (e.g., overhead costs, paperwork)
Hours of work and workload

Keywords: Administrative duties
Committee work
Indirect patient care
On-call services
Patient care
Practice management
Continuing medication education (CME)
Research
Teaching
Work hours
Oncall
Oncall activities
Workload

Response Choices: Direct patient care without a teaching component, regardless of setting
Direct patient care with a teaching component, regardless of setting
Teaching/Education without direct patient care (contact with students/residents, preparation, marking, evaluations, etc.)
Indirect patient care (charting, reports, phone calls, meeting patients' family, etc.)
Health facility committees (academic planning committees)
Administration (i.e., management of university program, chief of staff, department head, Ministry of Health, etc.)
Research (including management of research and publications)
Managing your practice (staff, facility, equipment, etc.)
Continuing medical education/professional development (courses, reading, videos, tapes, seminars, etc.)

Documents



CMA_Survey_Workforc
e2017_Q13_WorkHrs-
e.pdf



Read PDF



Download PDF



Q14. Hours on administrative forms

<https://surveys.cma.ca/en/permalink/survey21>

Survey Date: 2017


Full Question: Q14. How many hours per week do you spend completing administrative forms on behalf of your patients (e.g. third party insurance forms)?


Topic: Patient care
Practice management (e.g., overhead costs, paperwork)
Hours of work and workload

Keywords: 3rd party insurance forms
Administrative duties
Indirect patient care
Paperwork
Practice management
Workload

Documents

CMA_Survey_Workforce2017_Q14_AdminForms-e.pdf

 Read PDF

 Download PDF

Q14 Provision of Patient Services, 2019: National Results by FPEP or Other Specialty, Gender, Age, and Practice Territory

Response	Male	Female	Age 18-29	Age 30-39	Age 40-49	Age 50-59	Age 60-69	Age 70+	Urban	Suburban	Rural
Yes	85.0	85.0	85.0	85.0	85.0	85.0	85.0	85.0	85.0	85.0	85.0
No	15.0	15.0	15.0	15.0	15.0	15.0	15.0	15.0	15.0	15.0	15.0

Q14. Provision of patient/clinical care

<https://surveys.cma.ca/en/permalink/survey99>

Survey Date: 2019

Full Question: Q14. Do you provide patient/clinical care (either direct or indirect)?

Topic: Access to services

Patient care

Keywords: Patients

Clinical care

Direct clinical care

Indirect clinical care

Response Choices: Yes

No

Documents

Q14 Provision of Patient Services, 2019: National Results by FPEP or Other Specialty, Gender, Age, and Practice Territory

CMA_Survey_Workforce2019_Q14_Provision-e.pdf

Read PDF

Download PDF



Q16. Overhead costs

<https://surveys.cma.ca/en/permalink/survey23>

Survey Date: 2017

Full Question: Q16. What percentage of your gross professional income goes towards running your practice (e.g. staff, leases/rent/mortgage, equipment leasing/rental, personal benefits, vehicle costs, professional fees, malpractice dues, etc.)?

Topic: Remuneration method
Practice management (e.g., overhead costs, paperwork)


Keywords: FFS
Overhead costs
Practice expenses
Practice management
Remuneration

Documents

CMA_Survey_Workforc
e2017_Q16_Overhead-
e.pdf

 Read PDF

 Download PDF



Q17. Accepting new patients

<https://surveys.cma.ca/en/permalink/survey24>

Survey Date: 2017


Full Question: Q17. To what extent is your practice accepting new patients into your MAIN patient care setting? Please check only ONE.

Topic: Patient care
Hours of work and workload
Access to services


Keywords: Access to services
Appointment availability
Overworked
Patient care
Patient load
Wait time
Work hours
Workload
Wait times
Waiting times


Response Choices: No restrictions; practice is open to all new patients
Partially closed
Completely closed
Does not apply to my practice setting

Documents



CMA_Survey_Workforce2017_Q17_PracticeStatus-e.pdf

 Read PDF

 Download PDF



Q18. Number of patients seen

<https://surveys.cma.ca/en/permalink/survey25>


Survey Date: 2017

Full Question: Q18. Please estimate the number of patients you see in a TYPICAL WEEK, EXCLUDING patient visits while you are on-call (on-call is defined as time outside of regularly scheduled activity during which you are available to patients):


Topic: Patient care
Hours of work and workload
Access to services
On-call activities


Keywords: Access to services
Appointment availability
Overworked
Patient care
Patient load
Wait time
Work hours
Workload
Wait times
Waiting times

Documents



CMA_Survey_Workforce2017_Q18_NumPatients-e.pdf

 Read PDF

 Download PDF

Q18. Providing on-call

<https://surveys.cma.ca/en/permalink/survey104>

Survey Date: 2019

Full Question: Q18. Do you provide on-call services?

Topic: Hours of work and workload
 On-call activities
 Access to services
 Patient care
 Oncall

Keywords: On-call service
 Workload
 Oncall activities
 Oncall

Response Choices: Yes
 No

Documents

CMA_Survey_Workforce2019_Q18_OnCallHrs-e.pdf

Read PDF

Download PDF

Q19a. Patient access for URGENT cases

<https://surveys.cma.ca/en/permalink/survey26>

Survey Date: 2017


Full Question: Q19a. Typically, if a patient visits your office or is referred to you, how long would that patient wait until the first available appointment WITH YOU OR YOUR PRACTICE?

Topic: Patient care
Hours of work and workload
Access to services


Keywords: Access to services
Appointment availability
Overworked
Patient care
Patient load
Referral
Wait time
Work hours
Workload
Wait times
Waiting times


Response Choices: same day
number of days

Documents



CMA_Survey_Workforc
e2017_Q19a_WaitTime
UrgCare-e.pdf

 Read PDF

 Download PDF

Q19. Average on-call hours

<https://surveys.cma.ca/en/permalink/survey106>

Survey Date: 2019

Full Question: Q19. Estimate your average number of on-call work hours per month:

Topic: Access to services
Hours of work and workload
Patient care
On-call activities
Oncall

Keywords: Oncall
Time
Oncall activities
On-call hours
Workload

Documents

CMA_Survey_Workforce2019_Q19_AvgOnCallHrs-e.pdf

Read PDF

Download PDF

Q19b. Patient access for NON-URGENT cases

<https://surveys.cma.ca/en/permalink/survey71>

Survey Date: 2017


Full Question: Q19b. Typically, if a patient visits your office or is referred to you, how long would that patient wait until the first available appointment WITH YOU OR YOUR PRACTICE?

Topic: Patient care
Hours of work and workload
Access to services


Keywords: Access to services
Appointment availability
Overworked
Patient care
Patient load
Referral
Wait time
Work hours
Workload
Wait times
Waiting times


Response Choices: same week
number of weeks

Documents




CMA_Survey_Workforc
e2017_Q19b_WaitTime
NonUrgCare-e.pdf

 Read PDF

 Download PDF

Q20. Access to resources

<https://surveys.cma.ca/en/permalink/survey27>



Survey Date: 2017


Full Question: Q20. Rate your access to the following for your patients:

Topic: Satisfaction
Patient care
Hospital setting
Access to services


Keywords: Access to services
Appointment availability
Clinical care
Hospital
Patient care
Referral
Satisfaction (professional)


Response Choices: Operating room
Endoscopy suites
Procedural rooms
Long-term care beds (e.g., nursing home, chronic care, etc.)
Hospital in-patient care on an urgent basis
Hospital care for elective procedures
Routine diagnostic services (e.g., lab, x-rays, etc.)
Advanced diagnostic services (e.g., MRI, CT, etc.)
Home care
Palliative care

Documents



CMA_Survey_Workforc
e2017_Q20_Access-
e.pdf

 Read PDF

 Download PDF

CMA Physician Workforce Survey, 2019: National Results by FPPSP or Other Specialty, Gender, Age, and Provincial/Territory

Specialty	Gender	Age	Provincial/Territory	Response Rate	Mean	SD	Min	Max	
All Physicians	Male	18-29	Alberta	100%	10.0	1.0	8.0	12.0	
			British Columbia	100%	10.0	1.0	8.0	12.0	
			Ontario	100%	10.0	1.0	8.0	12.0	
	Female	18-29	Alberta	100%	10.0	1.0	8.0	12.0	
			British Columbia	100%	10.0	1.0	8.0	12.0	
			Ontario	100%	10.0	1.0	8.0	12.0	
	Total	Male	18-29	Alberta	100%	10.0	1.0	8.0	12.0
				British Columbia	100%	10.0	1.0	8.0	12.0
				Ontario	100%	10.0	1.0	8.0	12.0
		Female	18-29	Alberta	100%	10.0	1.0	8.0	12.0
				British Columbia	100%	10.0	1.0	8.0	12.0
				Ontario	100%	10.0	1.0	8.0	12.0

Q20. On-call hours in direct patient care

<https://surveys.cma.ca/en/permalink/survey109>

Survey Date: 2019

Full Question: Q20. Estimate how many of your on-call hours each month are actually spent in direct patient care (e.g., phone, email, face-to-face):

Topic: Access to services
Hours of work and workload
On-call activities
Patient care
Oncall

Keywords: Oncall
On-call hours
Time
Workload

Documents

CMA_Survey_Workforce2019_Q20_OnCallHrsPtCare-e.pdf

Read PDF

Download PDF