



## Q02. Satisfaction (professional life, balance)

<https://surveys.cma.ca/en/permalink/survey89>

Survey Date: 2019

Full Question: Q02. Rate your satisfaction with each of the following:  
 Very dissatisfied  
 Dissatisfied  
 Neutral  
 Satisfied  
 Very satisfied

Topic: Satisfaction  
 Hours of work and workload

Keywords: Work-life balance  
 doctor satisfaction  
 Physician satisfaction

Response Choices: Your professional life  
 The balance between your personal and professional commitments

### Documents



CMA\_Survey\_Workforc  
 e2019\_Q2\_Satisfaction  
 -e.pdf

 Read PDF

 Download PDF

## Q07. Work setting

# <https://surveys.cma.ca/en/permalink/survey14>

Survey Date: 2017

Full Question: Q07. Which of the following is your primary work setting?


Topic: Work setting  
Hospital setting

Keywords: Hospital setting  
Practice setting  
Work location  
Work setting


Response Choices: Private office/clinic (excluding free standing walk-in clinics)  
Community clinic/Community health centre  
Free-standing walk-in clinic  
Academic health sciences centre (AHSC)  
Non-AHSC teaching hospital  
Community hospital  
Other hospital  
Emergency department (in community hospital or AHSC)  
Nursing home/ Long term care facility / Seniors' residence  
University  
Research Unit  
Free-standing lab/diagnostic clinic  
Administrative office / Corporate Office


## Documents

---



CMA\_Survey\_Workforc  
e2017\_Q7\_WorkSetting  
-e.pdf

 Read PDF

 Download PDF



## Q08. Provision of patient/clinical care

<https://surveys.cma.ca/en/permalink/survey15>

Survey Date: 2017

Full Question: Q08. Do you provide patient/clinical care (either direct or indirect)?

Topic: Patient care

Access to services

Keywords: Access to services

Clinical care

Indirect patient care


Patient care


Practice setting


### Documents

---

CMA\_Survey\_Workforc  
e2017\_Q8\_PatientCare  
-e.pdf

 Read PDF

 Download PDF



## Q09. Organization of practice (solo, group, etc.)

<https://surveys.cma.ca/en/permalink/survey16>

Survey Date: 2017

Full Question: Q09. How is your MAIN patient care setting organized? Check ONLY ONE. (Note that a solo or group practice could also include another health professional who does not have her/his own caseload).


Topic: Work setting  
Patient care  
Hospital setting  
Collaborative practice

Keywords: Collaborative practice  
Group practice  
Hospital setting  
Interprofessional  
Partner  
Patient care setting  
Practice setting  
Solo practice  
Team practice  
Work setting


Response Choices: Solo practice  
Group practice – community based  
Interprofessional practice – community based (physician(s) & other health professional(s) who have their own caseloads)  
Hospital-based practice


## Documents


---



CMA\_Survey\_Workforce2017\_Q9\_OrgSetting-e.pdf

 Read PDF

 Download PDF



## Q10. Providing on-call

<https://surveys.cma.ca/en/permalink/survey17>

Survey Date: 2017

Full Question: Q10. Do you provide on-call services?


Topic: Patient care  
On-call activities  
Hours of work and workload


Keywords: On-call hours  
On-call services  
Work hours  
Oncall  
Workload  
Oncall activities

### Documents

---

CMA\_Survey\_Workforce2017\_Q10\_OnCall-e.pdf

 Read PDF

 Download PDF



## Q11. Average on-call hours

<https://surveys.cma.ca/en/permalink/survey18>

Survey Date: 2017


Full Question: Q11. Estimate your average number of on-call work hours per month:

Topic: Patient care  
On-call activities  
Hours of work and workload


Keywords: On-call hours  
Oncall activities  
Oncall  
On-call services  
Work hours  
Workload


### Documents


---



CMA\_Survey\_Workforce2017\_Q11\_OnCallHrs-e.pdf

 Read PDF

 Download PDF



## Q12. Impact of national licensure on physician practices

<https://surveys.cma.ca/en/permalink/survey83>

Survey Date: 2019

Full Question: Q12. If a national licensure system were implemented today, how likely would you be to:  
Highly unlikely  
Somewhat unlikely  
Unsure  
Somewhat likely  
Highly likely


Topic: Access to services  
National licensure  
Patient care

Keywords: License  
Licensure  
Changes  
Portability  
Locum  
Virtual care  
Rural practice  
Access

Response Choices: Seek out locum opportunities in other provinces/ territories  
Practise in multiple provinces/territories on an ongoing basis  
Provide virtual care (e.g., telemedicine) to patients in other provinces/territories  
Practise temporarily in rural/remote areas in other provinces/territories  
Participate in further training in another province or territory

## Documents

---



CMA\_Survey\_Workforc  
e2019\_Q12\_Impact\_Na  
tional\_Licensure-e.pdf

 Read PDF

 Download PDF



## Q12. On-call hours in direct patient care

<https://surveys.cma.ca/en/permalink/survey19>

Survey Date: 2017


Full Question: Q12. Estimate how many of your on-call hours each month are actually spent in direct patient care (e.g., phone, email, face-to-face):

Topic: Patient care  
On-call activities  
Hours of work and workload


Keywords: Clinical care  
On-call services  
On-call hours  
Oncall  
Oncall activities  
Patient care  
Work hours  
Workload


### Documents

---




CMA\_Survey\_Workforc  
e2017\_Q12\_OnCallHrs  
PtCare-e.pdf

 Read PDF

 Download PDF







## <https://surveys.cma.ca/en/permalink/survey20>

Survey Date: 2017

Full Question: Q13. EXCLUDING ON-CALL ACTIVITIES, how many HOURS IN AN AVERAGE WEEK do you usually spend on the following activities? Assume each activity is mutually exclusive for reporting purposes.


Topic: Patient care  
On-call activities  
Practice management (e.g., overhead costs, paperwork)  
Hours of work and workload

Keywords: Administrative duties  
Committee work  
Indirect patient care  
On-call services  
Patient care  
Practice management  
Continuing medication education (CME)  
Research  
Teaching  
Work hours  
Oncall  
Oncall activities  
Workload

Response Choices: Direct patient care without a teaching component, regardless of setting  
Direct patient care with a teaching component, regardless of setting  
Teaching/Education without direct patient care (contact with students/residents, preparation, marking, evaluations, etc.)  
Indirect patient care (charting, reports, phone calls, meeting patients' family, etc.)  
Health facility committees (academic planning committees)  
Administration (i.e., management of university program, chief of staff, department head, Ministry of Health, etc.)  
Research (including management of research and publications)  
Managing your practice (staff, facility, equipment, etc.)  
Continuing medical education/professional development (courses, reading, videos, tapes, seminars, etc.)

### [Documents](#)

---



Downloaded from [http://www.cmaj.ca/](#) on June 14, 2017. For personal use only. All rights reserved. This article is intended solely for the individual user and no other end user. No other distribution, reproduction, or transmission is permitted.

CMA\_Survey\_Workforc  
e2017\_Q13\_WorkHrs-  
e.pdf



Read PDF



Download PDF



## Q14. Hours on administrative forms

<https://surveys.cma.ca/en/permalink/survey21>

Survey Date: 2017

Full Question: Q14. How many hours per week do you spend completing administrative forms on behalf of your patients (e.g. third party insurance forms)?


Topic: Patient care  
Practice management (e.g., overhead costs, paperwork)  
Hours of work and workload


Keywords: 3rd party insurance forms  
Administrative duties  
Indirect patient care  
Paperwork  
Practice management  
Workload

### Documents

---

CMA\_Survey\_Workforce2017\_Q14\_AdminForms-e.pdf

 Read PDF

 Download PDF

Thumbnail of survey results table for Q14. The table title is "Q14: Provision of patient/clinical care, 2019, National Results by FPEP or Other Specialty, Gender, Age, and Province/Territory". It shows a grid of data points for various demographic categories.

## Q14. Provision of patient/clinical care

<https://surveys.cma.ca/en/permalink/survey99>

Survey Date: 2019

Full Question: Q14. Do you provide patient/clinical care (either direct or indirect)?

Topic: Access to services  
Patient care

Keywords: Patients  
Clinical care  
Direct clinical care  
Indirect clinical care

Response Choices: Yes  
No

### Documents

Thumbnail of survey results table for Q14. The table title is "Q14: Provision of patient/clinical care, 2019, National Results by FPEP or Other Specialty, Gender, Age, and Province/Territory". It shows a grid of data points for various demographic categories.

CMA\_Survey\_Workforc  
e2019\_Q14\_Provision-  
e.pdf

Read PDF

Download PDF

Thumbnail of survey results table for Q15. The table title is "Q15: Work Setting, 2019, National Results by FPEP or Other Specialty, Gender, Age, and Province/Territory". It shows a grid of data points for various demographic categories.

## Q15. Work Setting

<https://surveys.cma.ca/en/permalink/survey100>

Survey Date: 2019


Full Question: Q15. Which of the following is your primary work setting?

Topic: Hospital setting  
Work setting


- Keywords: Where do physicians work?  
Location  
Work setting  
Physician setting
- Response Choices: Private office/clinic (excluding free standing walk-in clinics)  
Community clinic/Community health centre  
Free-standing walk-in clinic  
Academic health sciences centre (AHSC)  
Non-AHSC teaching hospital  
Community hospital  
Other hospital  
Emergency department (in community hospital or AHSC)  
Nursing home/ Long term care facility / Seniors' residence  
University  
Research Unit  
Free-standing lab/diagnostic clinic  
Administrative office / Corporate Office  
Other


## Documents

---



CMA\_Survey\_Workforce2019\_Q15\_Work\_Setting-e.pdf

 Read PDF

 Download PDF

## Q16. Electronic tools used by physicians

<https://surveys.cma.ca/en/permalink/survey103>

Survey Date: 2019

Full Question: Q16. Please indicate which of the following electronic tools you use in the care of your patients


Topic: Patient care  
Electronic records and tools

Keywords: Electronic medical records  
EMR  
Electronic health record  
EHR  
Patient notes

Response Choices: Reminders for patient care  
Ordering lab tests  
Ordering diagnostic tests  
Receipt of hospital visit and discharge information  
Clinical decision support tool  
Access to list of medications taken by a patient  
Warnings for drug interactions  
Interface to pharmacy/pharmacist  
Access to lab test/diagnostic results  
Referral to other physicians  
Secure transfer of patient information  
Access to provincial/territorial patient information systems  
Interface to non-doctor health professionals  
An Artificial Intelligence (AI)  
None of the above

## Documents


---



CMA\_Survey\_Workforc  
e2019\_Q16\_Electronic\_  
Tools-e.pdf

 Read PDF

 Download PDF



## Q17. Accepting new patients

<https://surveys.cma.ca/en/permalink/survey24>

Survey Date: 2017

Full Question: Q17. To what extent is your practice accepting new patients into your MAIN patient care setting? Please check only ONE.


Topic: Patient care  
Hours of work and workload  
Access to services

Keywords: Access to services  
Appointment availability  
Overworked  
Patient care  
Patient load  
Wait time  
Work hours  
Workload  
Wait times  
Waiting times


Response Choices: No restrictions; practice is open to all new patients  
Partially closed  
Completely closed  
Does not apply to my practice setting


### Documents

---



CMA\_Survey\_Workforce2017\_Q17\_PracticeStatus-e.pdf

 Read PDF

 Download PDF



The image shows a screenshot of a survey results table. The table has multiple columns and rows, with a header row containing various categories. The data is presented in a grid format, likely representing percentages or counts for different demographic groups or practice types. The text is small and difficult to read, but the structure is that of a standard data table.

## Q17. Electronic tools used by patients

<https://surveys.cma.ca/en/permalink/survey88>

Survey Date: 2019

Full Question: Q17. Which of the following can patients in your practice do?

Topic: Patient care  
Electronic records and tools

Keywords: Electronic medical records  
EMR  
Electronic health record  
EHR  
Patient notes  
Virtual care  
Visit  
Consult  
e-scheduling  
Online records  
Online prescriptions  
email

Response Choices: Request appointments online (i.e. advance access e-scheduling)  
Request prescription renewals online  
View information from their health record online (e.g. lab test results or immunization history)  
Electronically add measurements (e.g. blood pressure readings) to their electronic record  
Electronically add text and/or other documentation to their electronic record  
Visit with you virtually (i.e. online by video)  
Consult with you via email or text message  
None of the above  
N/A (e.g. hospital practice only)

## Documents


---

2019 Physician Workforce Survey, 2019: National Results by FTEP or Other Specialty, Gender, Age, and Practice/Setting

Specialty	Gender	Age	Practice/Setting	...
Primary Care	Male	18-29	Solo	...
				...
				...
	Male	30-39	Solo	...
				...
				...
	Male	40-49	Solo	...
				...
				...
	Male	50-59	Solo	...
				...
				...
Male	60-69	Solo	...	
			...	
			...	
Male	70+	Solo	...	
			...	
			...	
Female	18-29	Solo	...	
			...	
			...	
Female	30-39	Solo	...	
			...	
			...	
Female	40-49	Solo	...	
			...	
			...	
Female	50-59	Solo	...	
			...	
			...	
Female	60-69	Solo	...	
			...	
			...	
Female	70+	Solo	...	
			...	
			...	

CMA\_Survey\_Workforc  
e2019\_Q17\_Electronic  
Tools-e.pdf

 Read PDF

 Download PDF



## Q18. Number of patients seen

<https://surveys.cma.ca/en/permalink/survey25>

Survey Date: 2017


Full Question: Q18. Please estimate the number of patients you see in a TYPICAL WEEK, EXCLUDING patient visits while you are on-call (on-call is defined as time outside of regularly scheduled activity during which you are available to patients):

Topic: Patient care  
Hours of work and workload  
Access to services  
On-call activities


Keywords: Access to services  
Appointment availability  
Overworked  
Patient care  
Patient load  
Wait time  
Work hours  
Workload  
Wait times  
Waiting times


### Documents


---



CMA\_Survey\_Workforce2017\_Q18\_NumPatients-e.pdf

 Read PDF

 Download PDF



## Q18. Providing on-call

<https://surveys.cma.ca/en/permalink/survey104>

Survey Date: 2019

Full Question: Q18. Do you provide on-call services?

Topic: Hours of work and workload  
On-call activities  
Access to services  
Patient care  
Oncall


Keywords: On-call service  
Workload  
Oncall activities  
Oncall


Response Choices: Yes  
No


### Documents

---

CMA\_Survey\_Workforce2019\_Q18\_OnCallHrs-e.pdf

 Read PDF

 Download PDF



## Q19a. Patient access for URGENT cases

<https://surveys.cma.ca/en/permalink/survey26>

Survey Date: 2017

Full Question: Q19a. Typically, if a patient visits your office or is referred to you, how long would that patient wait until the first available appointment WITH YOU OR YOUR PRACTICE?


Topic: Patient care  
Hours of work and workload  
Access to services

Keywords: Access to services  
Appointment availability  
Overworked  
Patient care  
Patient load  
Referral  
Wait time  
Work hours  
Workload  
Wait times  
Waiting times


Response Choices: same day  
number of days


## Documents

---



CMA\_Survey\_Workforc  
e2017\_Q19a\_WaitTime  
UrgCare-e.pdf

 Read PDF

 Download PDF

CMAA Physician Workforce Survey, 2019, National Results by FPPSP or Other Specialty, Gender, Age, and Province/Territory

Province/Territory	Gender	Age	FPPSP or Other Specialty	Results
National	Male	18-24	Family Medicine	100
				100
	Male	25-34	Family Medicine	100
				100
	Male	35-44	Family Medicine	100
				100
	Male	45-54	Family Medicine	100
				100
	Male	55-64	Family Medicine	100
				100
	Male	65+	Family Medicine	100
				100
Female	18-24	Family Medicine	100	
			100	
Female	25-34	Family Medicine	100	
			100	
Female	35-44	Family Medicine	100	
			100	
Female	45-54	Family Medicine	100	
			100	
Female	55-64	Family Medicine	100	
			100	
Female	65+	Family Medicine	100	
			100	

## Q19. Average on-call hours

<https://surveys.cma.ca/en/permalink/survey106>

Survey Date: 2019

Full Question: Q19. Estimate your average number of on-call work hours per month:

Topic: Access to services  
Hours of work and workload  
Patient care  
On-call activities  
Oncall

Keywords: Oncall  
Time  
Oncall activities  
On-call hours  
Workload

### Documents

---

CMA\_Survey\_Workforce2019\_Q19\_AvgOnCallHrs-e.pdf

Read PDF

Download PDF