



Q02. Satisfaction (professional life, balance)

<https://surveys.cma.ca/en/permalink/survey89>

Survey Date: 2019

Full Question: Q02. Rate your satisfaction with each of the following:
Very dissatisfied
Dissatisfied
Neutral
Satisfied
Very satisfied

Topic: Satisfaction
Hours of work and workload

Keywords: Work-life balance
doctor satisfaction
Physician satisfaction

Response Choices: Your professional life
The balance between your personal and professional commitments

Documents



CMA_Survey_Workforce2019_Q2_Satisfaction-e.pdf

 Read PDF

 Download PDF

Q07. Work setting

<https://surveys.cma.ca/en/permalink/survey14>

Survey Date: 2017


Full Question: Q07. Which of the following is your primary work setting?

Topic: Work setting
Hospital setting


Keywords: Hospital setting
Practice setting
Work location
Work setting


Response Choices: Private office/clinic (excluding free standing walk-in clinics)
Community clinic/Community health centre
Free-standing walk-in clinic
Academic health sciences centre (AHSC)
Non-AHSC teaching hospital
Community hospital
Other hospital
Emergency department (in community hospital or AHSC)
Nursing home/ Long term care facility / Seniors' residence
University
Research Unit
Free-standing lab/diagnostic clinic
Administrative office / Corporate Office

Documents



CMA_Survey_Workforc
e2017_Q7_WorkSetting
-e.pdf

 Read PDF

 Download PDF



Q09. Organization of practice (solo, group, etc.)

<https://surveys.cma.ca/en/permalink/survey16>

Survey Date: 2017


Full Question: Q09. How is your MAIN patient care setting organized? Check ONLY ONE. (Note that a solo or group practice could also include another health professional who does not have her/his own caseload).

Topic: Work setting
Patient care
Hospital setting
Collaborative practice


Keywords: Collaborative practice
Group practice
Hospital setting
Interprofessional
Partner
Patient care setting
Practice setting
Solo practice
Team practice
Work setting


Response Choices: Solo practice
Group practice – community based
Interprofessional practice – community based (physician(s) & other health professional(s) who have their own caseloads)
Hospital-based practice

Documents



CMA_Survey_Workforc
e2017_Q9_OrgSetting-
e.pdf

 Read PDF

 Download PDF

CMA Physician Workforce Survey, 2019: National Results by FTEP or Other Respondent, Gender, Age, and Primary Setting

Province	Age Group	Gender	Setting	Count	Percentage
Alberta	25-34	Male	Hospital setting	15	100%
Alberta	25-34	Female	Hospital setting	10	100%
Alberta	35-44	Male	Hospital setting	10	100%
Alberta	35-44	Female	Hospital setting	10	100%
Alberta	45-54	Male	Hospital setting	10	100%
Alberta	45-54	Female	Hospital setting	10	100%
Alberta	55-64	Male	Hospital setting	10	100%
Alberta	55-64	Female	Hospital setting	10	100%
Alberta	65+	Male	Hospital setting	10	100%
Alberta	65+	Female	Hospital setting	10	100%
British Columbia	25-34	Male	Hospital setting	10	100%
British Columbia	25-34	Female	Hospital setting	10	100%
British Columbia	35-44	Male	Hospital setting	10	100%
British Columbia	35-44	Female	Hospital setting	10	100%
British Columbia	45-54	Male	Hospital setting	10	100%
British Columbia	45-54	Female	Hospital setting	10	100%
British Columbia	55-64	Male	Hospital setting	10	100%
British Columbia	55-64	Female	Hospital setting	10	100%
British Columbia	65+	Male	Hospital setting	10	100%
British Columbia	65+	Female	Hospital setting	10	100%
Manitoba	25-34	Male	Hospital setting	10	100%
Manitoba	25-34	Female	Hospital setting	10	100%
Manitoba	35-44	Male	Hospital setting	10	100%
Manitoba	35-44	Female	Hospital setting	10	100%
Manitoba	45-54	Male	Hospital setting	10	100%
Manitoba	45-54	Female	Hospital setting	10	100%
Manitoba	55-64	Male	Hospital setting	10	100%
Manitoba	55-64	Female	Hospital setting	10	100%
Manitoba	65+	Male	Hospital setting	10	100%
Manitoba	65+	Female	Hospital setting	10	100%
Ontario	25-34	Male	Hospital setting	10	100%
Ontario	25-34	Female	Hospital setting	10	100%
Ontario	35-44	Male	Hospital setting	10	100%
Ontario	35-44	Female	Hospital setting	10	100%
Ontario	45-54	Male	Hospital setting	10	100%
Ontario	45-54	Female	Hospital setting	10	100%
Ontario	55-64	Male	Hospital setting	10	100%
Ontario	55-64	Female	Hospital setting	10	100%
Ontario	65+	Male	Hospital setting	10	100%
Ontario	65+	Female	Hospital setting	10	100%
Quebec	25-34	Male	Hospital setting	10	100%
Quebec	25-34	Female	Hospital setting	10	100%
Quebec	35-44	Male	Hospital setting	10	100%
Quebec	35-44	Female	Hospital setting	10	100%
Quebec	45-54	Male	Hospital setting	10	100%
Quebec	45-54	Female	Hospital setting	10	100%
Quebec	55-64	Male	Hospital setting	10	100%
Quebec	55-64	Female	Hospital setting	10	100%
Quebec	65+	Male	Hospital setting	10	100%
Quebec	65+	Female	Hospital setting	10	100%
Atlantic	25-34	Male	Hospital setting	10	100%
Atlantic	25-34	Female	Hospital setting	10	100%
Atlantic	35-44	Male	Hospital setting	10	100%
Atlantic	35-44	Female	Hospital setting	10	100%
Atlantic	45-54	Male	Hospital setting	10	100%
Atlantic	45-54	Female	Hospital setting	10	100%
Atlantic	55-64	Male	Hospital setting	10	100%
Atlantic	55-64	Female	Hospital setting	10	100%
Atlantic	65+	Male	Hospital setting	10	100%
Atlantic	65+	Female	Hospital setting	10	100%

Q15. Work Setting

<https://surveys.cma.ca/en/permalink/survey100>

Survey Date: 2019

Full Question: Q15. Which of the following is your primary work setting?

Topic: Hospital setting
Work setting

Keywords: Where do physicians work?
Location
Work setting
Physician setting

Response Choices: Private office/clinic (excluding free standing walk-in clinics)
Community clinic/Community health centre
Free-standing walk-in clinic
Academic health sciences centre (AHSC)
Non-AHSC teaching hospital
Community hospital
Other hospital
Emergency department (in community hospital or AHSC)
Nursing home/ Long term care facility / Seniors' residence
University
Research Unit
Free-standing lab/diagnostic clinic
Administrative office / Corporate Office
Other

Documents

CMA Physician Workforce Survey, 2019: National Results by FTEP or Other Respondent, Gender, Age, and Primary Setting


Province	Age Group	Gender	Setting	Count	Percentage
Alberta	25-34	Male	Hospital setting	15	100%
Alberta	25-34	Female	Hospital setting	10	100%
Alberta	35-44	Male	Hospital setting	10	100%
Alberta	35-44	Female	Hospital setting	10	100%
Alberta	45-54	Male	Hospital setting	10	100%
Alberta	45-54	Female	Hospital setting	10	100%
Alberta	55-64	Male	Hospital setting	10	100%
Alberta	55-64	Female	Hospital setting	10	100%
Alberta	65+	Male	Hospital setting	10	100%
Alberta	65+	Female	Hospital setting	10	100%
British Columbia	25-34	Male	Hospital setting	10	100%
British Columbia	25-34	Female	Hospital setting	10	100%
British Columbia	35-44	Male	Hospital setting	10	100%
British Columbia	35-44	Female	Hospital setting	10	100%
British Columbia	45-54	Male	Hospital setting	10	100%
British Columbia	45-54	Female	Hospital setting	10	100%
British Columbia	55-64	Male	Hospital setting	10	100%
British Columbia	55-64	Female	Hospital setting	10	100%
British Columbia	65+	Male	Hospital setting	10	100%
British Columbia	65+	Female	Hospital setting	10	100%
Manitoba	25-34	Male	Hospital setting	10	100%
Manitoba	25-34	Female	Hospital setting	10	100%
Manitoba	35-44	Male	Hospital setting	10	100%
Manitoba	35-44	Female	Hospital setting	10	100%
Manitoba	45-54	Male	Hospital setting	10	100%
Manitoba	45-54	Female	Hospital setting	10	100%
Manitoba	55-64	Male	Hospital setting	10	100%
Manitoba	55-64	Female	Hospital setting	10	100%
Manitoba	65+	Male	Hospital setting	10	100%
Manitoba	65+	Female	Hospital setting	10	100%
Ontario	25-34	Male	Hospital setting	10	100%
Ontario	25-34	Female	Hospital setting	10	100%
Ontario	35-44	Male	Hospital setting	10	100%
Ontario	35-44	Female	Hospital setting	10	100%
Ontario	45-54	Male	Hospital setting	10	100%
Ontario	45-54	Female	Hospital setting	10	100%
Ontario	55-64	Male	Hospital setting	10	100%
Ontario	55-64	Female	Hospital setting	10	100%
Ontario	65+	Male	Hospital setting	10	100%
Ontario	65+	Female	Hospital setting	10	100%
Quebec	25-34	Male	Hospital setting	10	100%
Quebec	25-34	Female	Hospital setting	10	100%
Quebec	35-44	Male	Hospital setting	10	100%
Quebec	35-44	Female	Hospital setting	10	100%
Quebec	45-54	Male	Hospital setting	10	100%
Quebec	45-54	Female	Hospital setting	10	100%
Quebec	55-64	Male	Hospital setting	10	100%
Quebec	55-64	Female	Hospital setting	10	100%
Quebec	65+	Male	Hospital setting	10	100%
Quebec	65+	Female	Hospital setting	10	100%
Atlantic	25-34	Male	Hospital setting	10	100%
Atlantic	25-34	Female	Hospital setting	10	100%
Atlantic	35-44	Male	Hospital setting	10	100%
Atlantic	35-44	Female	Hospital setting	10	100%
Atlantic	45-54	Male	Hospital setting	10	100%
Atlantic	45-54	Female	Hospital setting	10	100%
Atlantic	55-64	Male	Hospital setting	10	100%
Atlantic	55-64	Female	Hospital setting	10	100%
Atlantic	65+	Male	Hospital setting	10	100%
Atlantic	65+	Female	Hospital setting	10	100%

CMA_Survey_Workforc
e2019_Q15_Work_Setti

ng-e.pdf

 Read PDF

 Download PDF



Q20. Access to resources

<https://surveys.cma.ca/en/permalink/survey27>

Survey Date: 2017

Full Question: Q20. Rate your access to the following for your patients:

Topic: Satisfaction

Patient care

Hospital setting

Access to services

Keywords: Access to services

Appointment availability

Clinical care

Hospital

Patient care

Referral

Satisfaction (professional)

Response Choices: Operating room

Endoscopy suites

Procedural rooms

Long-term care beds (e.g., nursing home, chronic care, etc.)

Hospital in-patient care on an urgent basis

Hospital care for elective procedures

Routine diagnostic services (e.g., lab, x-rays, etc.)

Advanced diagnostic services (e.g., MRI, CT, etc.)

Home care

Palliative care


Documents



CMA_Survey_Workforc
e2017_Q20_Access-
e.pdf

 Read PDF

 Download PDF



Q21b. Rating of collaboration

<https://surveys.cma.ca/en/permalink/survey30>


Survey Date: 2017

Full Question: Q21b. How would you rate your interprofessional collaborative practice(s) in terms of optimal care for patients?


Topic: Patient care
Collaborative practice


Keywords: Collaborative practice
Group practice
Interprofessional
Patient care
Team practice


Documents



CMA_Survey_Workforce2017_Q21b_CollaborativePracticeRating-e.pdf

 Read PDF

 Download PDF



Q21. Interprofessional collaboration

<https://surveys.cma.ca/en/permalink/survey28>

Survey Date: 2017


Full Question: Q21. Do you participate in an interprofessional collaborative practice excluding the hospital environment and excluding referrals that do not involve ongoing collaboration on the patient's care?


Topic: Patient care
Collaborative practice

Keywords: Clinical care
Collaborative practice
Group practice
Interprofessional
Patient care
Partner
Team practice

Documents

CMA_Survey_Workforce2017_Q21_CollabPractice.pdf

 Read PDF

 Download PDF



Q25a. Changes made to practice

<https://surveys.cma.ca/en/permalink/survey34>

Survey Date: 2017


Full Question: Q25a. With reference to the LAST 2 YEARS, please check all of the following changes you have already made:

Topic: Retirement
Practice relocation
On-call activities
Hours of work and workload


Keywords: Career transition
Oncall
Oncall activities
On-call services
Overworked
Patient load
Practice relocation
Retirement
Work hours
Work location
Work-life balance
Workload


Response Choices: Retired from clinical practice
Reduced weekly work hours (excluding on-call)
Increased weekly work hours (excluding on-call)
Relocated my practice to another province/territory in Canada
Practised in the USA
Practised in another country

Documents



CMA_Survey_Workforce2017_Q25a_Changes Made-e.pdf

 Read PDF

 Download PDF



Q25b. Planned changes to practice

<https://surveys.cma.ca/en/permalink/survey35>

Survey Date: 2017


Full Question: Q25b. With reference to the NEXT 2 YEARS, please check all of the following changes that you are planning to make:

Topic: Retirement
Practice relocation
On-call activities
Hours of work and workload

Keywords: Career transition
On-call services
Oncall
Oncall activities
Overworked
Patient load
Practice relocation
Retirement
Work hours
Work location
Work-life balance
Workload

Response Choices: Retire from clinical practice
Retire completely from medical practice
Reduce weekly work hours (excluding on-call)
Increase weekly work hours (excluding on-call)
Relocate my practice to another province/territory in Canada
Practise in the USA
Practise in another country

Documents



CMA_Survey_Workforc


e2017_Q25b_ChangesP
lanned-e.pdf



Read PDF



Download PDF



Q26. Overworked/underemployed

<https://surveys.cma.ca/en/permalink/survey36>

Survey Date: 2017


Full Question: Q26. Describe your current employment situation.

Topic: Satisfaction
Hours of work and workload
Employment status


Keywords: Career transition
Overworked
Employment status
Satisfaction (professional)
Underemployed
Unemployed
Work hours
Work-life balance
Workload


Response Choices: Overworked in my discipline
Employed in my discipline to my satisfaction
Underemployed in my discipline
Not employed in my discipline


Documents



CMA_Survey_Workforce2017_Q26_Employment-e.pdf

 Read PDF

 Download PDF



Q27. Satisfaction (professional life, balance)

<https://surveys.cma.ca/en/permalink/survey37>

Survey Date: 2017


Full Question: Q27. Rate your satisfaction with each of the following:

Topic: Satisfaction
Hours of work and workload


Keywords: Satisfaction (professional)
Work hours
Work-life balance
Workload


Response Choices: Your professional life
The balance between your personal and professional commitments

Documents



CMA_Survey_Workforc
e2017_Q27_Satisfactio
n-e.pdf

 Read PDF

 Download PDF