

## Q02. Satisfaction (professional life, balance)

<https://surveys.cma.ca/en/permalink/survey89>

Survey Date: 2019


Full Question: Q02. Rate your satisfaction with each of the following:  
 Very dissatisfied  
 Dissatisfied  
 Neutral  
 Satisfied  
 Very satisfied

Topic: Satisfaction  
 Hours of work and workload


Keywords: Work-life balance  
 doctor satisfaction  
 Physician satisfaction


Response Choices: Your professional life  
 The balance between your personal and professional commitments


### Documents



CMA\_Survey\_Workforc  
 e2019\_Q2\_Satisfaction  
 -e.pdf

 Read PDF

 Download PDF



## Q05. Medical education

<https://surveys.cma.ca/en/permalink/survey10>

Survey Date: 2017

Full Question: Q05. Where did you complete your undergraduate medical training?


Topic: International medical graduates

Keywords: Canada  
International medical graduate  
IMG  
United States


Response Choices: Canada  
USA  
Other country


### Documents

---



CMA\_Survey\_Workforc  
e2017\_Q5\_Country-  
e.pdf

 Read PDF

 Download PDF

Thumbnail of a survey results table for Q08. The table title is "Q08 Physician Workforce Survey, 2019: National Results by FPEP or Other Specialist, Gender, Age, and Practice Facility". It shows a grid of data with columns for various categories and rows for different demographic groups.

## Q08. Medical education

<https://surveys.cma.ca/en/permalink/survey96>

Survey Date: 2019

Full Question: Q08. Where did you complete your undergraduate medical training?

Topic: International medical graduates

Keywords: IMG  
International medical graduate  
Canadian  
American  
Graduated

Response Choices: Canada  
USA  
Other country

### Documents

Thumbnail of a survey results table for Q08. The table title is "Q08 Physician Workforce Survey, 2019: National Results by FPEP or Other Specialist, Gender, Age, and Practice Facility". It shows a grid of data with columns for various categories and rows for different demographic groups.

CMA\_Survey\_Workforce2019\_Q8\_Country-e.pdf

Read PDF

Download PDF

Thumbnail of a survey results table for Q13. The table title is "Q13 Physician Workforce Survey, 2017: National Results by FPEP or Other Specialist, Gender, Age, and Practice Facility". It shows a grid of data with columns for various categories and rows for different demographic groups.

## Q13. Work hours

<https://surveys.cma.ca/en/permalink/survey20>


Survey Date: 2017

Full Question: Q13. EXCLUDING ON-CALL ACTIVITIES, how many HOURS IN AN AVERAGE WEEK do you usually spend on the following activities? Assume each activity is mutually exclusive for reporting purposes.

Topic:	Patient care On-call activities Practice management (e.g., overhead costs, paperwork) Hours of work and workload
Keywords:	Administrative duties Committee work Indirect patient care On-call services Patient care Practice management Continuing medication education (CME) Research Teaching Work hours Oncall Oncall activities Workload
Response Choices:	Direct patient care without a teaching component, regardless of setting Direct patient care with a teaching component, regardless of setting Teaching/Education without direct patient care (contact with students/residents, preparation, marking, evaluations, etc.) Indirect patient care (charting, reports, phone calls, meeting patients' family, etc.) Health facility committees (academic planning committees) Administration (i.e., management of university program, chief of staff, department head, Ministry of Health, etc.) Research (including management of research and publications) Managing your practice (staff, facility, equipment, etc.) Continuing medical education/professional development (courses, reading, videos, tapes, seminars, etc.)


## Documents

---



 Read PDF

 Download PDF



## Q14. Hours on administrative forms

<https://surveys.cma.ca/en/permalink/survey21>

Survey Date: 2017

Full Question: Q14. How many hours per week do you spend completing administrative forms on behalf of your patients (e.g. third party insurance forms)?

Topic: Patient care  
Practice management (e.g., overhead costs, paperwork)  
Hours of work and workload

Keywords: 3rd party insurance forms  
Administrative duties  
Indirect patient care  
Paperwork  
Practice management  
Workload

### Documents

---



CMA\_Survey\_Workforc  
e2017\_Q14\_AdminFor  
ms-e.pdf

 Read PDF

 Download PDF



## Q16. Overhead costs

<https://surveys.cma.ca/en/permalink/survey23>

Survey Date: 2017

Full Question: Q16. What percentage of your gross professional income goes towards running your practice (e.g. staff, leases/rent/mortgage, equipment leasing/rental, personal benefits, vehicle costs, professional fees, malpractice dues, etc.)?


Topic: Remuneration method  
Practice management (e.g., overhead costs, paperwork)


Keywords: FFS  
Overhead costs  
Practice expenses  
Practice management  
Remuneration


### Documents

---

CMA\_Survey\_Workforc  
e2017\_Q16\_Overhead-  
e.pdf

 Read PDF

 Download PDF

A document preview card for a PDF file. It includes a thumbnail image at the top, the filename 'CMA\_Survey\_Workforc e2017\_Q16\_Overhead- e.pdf', and two buttons: 'Read PDF' and 'Download PDF'. The buttons have small icons representing a document and a download arrow, respectively.

## Q20. Access to resources

<https://surveys.cma.ca/en/permalink/survey27>

Survey Date: 2017

Full Question: Q20. Rate your access to the following for your patients:

Topic: Satisfaction  
Patient care  
Hospital setting  
Access to services

Keywords: Access to services  
Appointment availability  
Clinical care  
Hospital  
Patient care  
Referral  
Satisfaction (professional)

Response Choices: Operating room  
Endoscopy suites  
Procedural rooms  
Long-term care beds (e.g., nursing home, chronic care, etc.)  
Hospital in-patient care on an urgent basis  
Hospital care for elective procedures  
Routine diagnostic services (e.g., lab, x-rays, etc.)  
Advanced diagnostic services (e.g., MRI, CT, etc.)  
Home care  
Palliative care

## Documents

---



CMA\_Survey\_Workforc  
e2017\_Q20\_Access-  
e.pdf

 Read PDF

 Download PDF

---

## Q21 & Q22. Work hours

# <https://surveys.cma.ca/en/permalink/survey112>

Survey Date: 2019

Full Question: Q21 & Q22. EXCLUDING ON-CALL ACTIVITIES, how many HOURS IN AN AVERAGE WEEK do you usually spend on the following activities? Assume each activity is mutually exclusive for reporting purposes (i.e., if an activity spans two categories, please report hours in only one category).

Topic: Hours of work and workload  
 Access to services  
 Patient care  
 Practice management (e.g., overhead costs, paperwork)  
 On-call activities  
 Oncall

Keywords: Workload  
 Time  
 Oncall

Response Choices: Direct patient care without a teaching component, regardless of setting  
 Direct patient care with a teaching component, regardless of setting  
 Teaching/Education without direct patient care (contact with students/residents, preparation, marking, evaluations, etc.)  
 Indirect patient care (charting, reports, phone calls, meeting patients' family, etc.)  
 Health facility committees (academic planning committees)  
 Administration (i.e., management of university program, chief of staff, department head, Ministry of Health, etc.)  
 Research (including management of research and publications)  
 Managing your practice (staff, facility, equipment, etc.)  
 Continuing medical education/professional development (courses, reading, videos, tapes, seminars, etc.)  
 Other  
 TOTAL HOURS WORKED PER WEEK

## Documents

CMA\_Survey\_Workforc  
e2019\_Q21\_Q22Work\_




hours-e.pdf



Read PDF



Download PDF



## Q26. Overworked/underemployed

<https://surveys.cma.ca/en/permalink/survey36>

Survey Date: 2017

Full Question: Q26. Describe your current employment situation.

Topic: Satisfaction  
Hours of work and workload  
Employment status


Keywords: Career transition  
Overworked  
Employment status  
Satisfaction (professional)  
Underemployed  
Unemployed  
Work hours  
Work-life balance  
Workload


Response Choices: Overworked in my discipline  
Employed in my discipline to my satisfaction  
Underemployed in my discipline  
Not employed in my discipline


### Documents

---

CMA\_Survey\_Workforce2017\_Q26\_Employment-e.pdf

 Read PDF

 Download PDF



## Q27. Satisfaction (professional life, balance)

<https://surveys.cma.ca/en/permalink/survey37>

Survey Date: 2017

Full Question: Q27. Rate your satisfaction with each of the following:


Topic: Satisfaction  
Hours of work and workload

Keywords: Satisfaction (professional)  
Work hours  
Work-life balance  
Workload


Response Choices: Your professional life  
The balance between your personal and professional commitments


### Documents

---



CMA\_Survey\_Workforc  
e2017\_Q27\_Satisfactio  
n-e.pdf

 Read PDF

 Download PDF