

Q02. Satisfaction (professional life, balance)

<https://surveys.cma.ca/en/permalink/survey89>

Survey Date: 2019


Full Question: Q02. Rate your satisfaction with each of the following:
 Very dissatisfied
 Dissatisfied
 Neutral
 Satisfied
 Very satisfied

Topic: Satisfaction
 Hours of work and workload


Keywords: Work-life balance
 doctor satisfaction
 Physician satisfaction


Response Choices: Your professional life
 The balance between your personal and professional commitments

Documents



CMA_Survey_Workforce2019_Q2_Satisfaction-e.pdf

 Read PDF

 Download PDF



Q05. Medical education

<https://surveys.cma.ca/en/permalink/survey10>

Survey Date: 2017


Full Question: Q05. Where did you complete your undergraduate medical training?

Topic: International medical graduates


Keywords: Canada
International medical graduate
IMG
United States


Response Choices: Canada
USA
Other country

Documents



CMA_Survey_Workforc
e2017_Q5_Country-
e.pdf

 Read PDF

 Download PDF

Thumbnail of a data table showing CMA Physician Workforce Survey 2019 results. The table title is "CMA Physician Workforce Survey, 2019: National Results by FRCPC or Other Specialist, Gender, Age, and Practice Setting". The table contains multiple columns of data, including counts and percentages for various categories.

Q08. Medical education

<https://surveys.cma.ca/en/permalink/survey96>

Survey Date: 2019

Full Question: Q08. Where did you complete your undergraduate medical training?

Topic: International medical graduates

Keywords: IMG
International medical graduate
Canadian
American
Graduated

Response Choices: Canada
USA
Other country


Documents

Thumbnail of a PDF document titled "CMA_Survey_Workforce2019_Q8_Country-e.pdf". The document content is not fully visible, but it appears to be a continuation of the survey data table shown in the thumbnail above.

CMA_Survey_Workforce2019_Q8_Country-e.pdf

Read PDF

Download PDF



Q10. Providing on-call

<https://surveys.cma.ca/en/permalink/survey17>


Survey Date: 2017

Full Question: Q10. Do you provide on-call services?


Topic: Patient care
On-call activities
Hours of work and workload


Keywords: On-call hours
On-call services
Work hours
Oncall
Workload
Oncall activities

Documents



CMA_Survey_Workforce2017_Q10_OnCall-e.pdf

 Read PDF

 Download PDF



Q11. Average on-call hours

<https://surveys.cma.ca/en/permalink/survey18>


Survey Date: 2017

Full Question: Q11. Estimate your average number of on-call work hours per month:


Topic: Patient care
On-call activities
Hours of work and workload


Keywords: On-call hours
Oncall activities
Oncall
On-call services
Work hours
Workload


Documents



CMA_Survey_Workforce2017_Q11_OnCallHours-e.pdf

 Read PDF

 Download PDF



Q12. On-call hours in direct patient care

<https://surveys.cma.ca/en/permalink/survey19>

Survey Date: 2017


Full Question: Q12. Estimate how many of your on-call hours each month are actually spent in direct patient care (e.g., phone, email, face-to-face):


Topic: Patient care
On-call activities
Hours of work and workload

Keywords: Clinical care
On-call services
On-call hours
Oncall
Oncall activities
Patient care
Work hours
Workload

Documents

CMA_Survey_Workforc
e2017_Q12_OnCallHrs
PtCare-e.pdf

 Read PDF

 Download PDF



Q13. Work hours

<https://surveys.cma.ca/en/permalink/survey20>


Survey Date: 2017


Full Question:	Q13. EXCLUDING ON-CALL ACTIVITIES, how many HOURS IN AN AVERAGE WEEK do you usually spend on the following activities? Assume each activity is mutually exclusive for reporting purposes.
Topic:	Patient care On-call activities Practice management (e.g., overhead costs, paperwork) Hours of work and workload
Keywords:	Administrative duties Committee work Indirect patient care On-call services Patient care Practice management Continuing medication education (CME) Research Teaching Work hours Oncall Oncall activities Workload
Response Choices:	Direct patient care without a teaching component, regardless of setting Direct patient care with a teaching component, regardless of setting Teaching/Education without direct patient care (contact with students/residents, preparation, marking, evaluations, etc.) Indirect patient care (charting, reports, phone calls, meeting patients' family, etc.) Health facility committees (academic planning committees) Administration (i.e., management of university program, chief of staff, department head, Ministry of Health, etc.) Research (including management of research and publications) Managing your practice (staff, facility, equipment, etc.) Continuing medical education/professional development (courses, reading, videos, tapes, seminars, etc.)


Documents



CMA_Survey_Workforc
e2017_Q13_WorkHrs-
e.pdf

 Read PDF

 Download PDF



Q14. Hours on administrative forms

<https://surveys.cma.ca/en/permalink/survey21>

Survey Date: 2017


Full Question: Q14. How many hours per week do you spend completing administrative forms on behalf of your patients (e.g. third party insurance forms)?


Topic: Patient care
Practice management (e.g., overhead costs, paperwork)
Hours of work and workload


Keywords: 3rd party insurance forms
Administrative duties
Indirect patient care
Paperwork
Practice management
Workload

Documents

CMA_Survey_Workforce2017_Q14_AdminForms-e.pdf

 Read PDF

 Download PDF



Q17. Accepting new patients

<https://surveys.cma.ca/en/permalink/survey24>

Survey Date: 2017


Full Question: Q17. To what extent is your practice accepting new patients into your MAIN patient care setting? Please check only ONE.

Topic: Patient care
Hours of work and workload
Access to services


Keywords: Access to services
Appointment availability
Overworked
Patient care
Patient load
Wait time
Work hours
Workload
Wait times
Waiting times


Response Choices: No restrictions; practice is open to all new patients
Partially closed
Completely closed
Does not apply to my practice setting

Documents



CMA_Survey_Workforce2017_Q17_PracticeStatus-e.pdf

 Read PDF

 Download PDF



Q18. Number of patients seen

<https://surveys.cma.ca/en/permalink/survey25>


Survey Date: 2017

Full Question: Q18. Please estimate the number of patients you see in a TYPICAL WEEK, EXCLUDING patient visits while you are on-call (on-call is defined as time outside of regularly scheduled activity during which you are available to patients):


Topic: Patient care
Hours of work and workload
Access to services
On-call activities


Keywords: Access to services
Appointment availability
Overworked
Patient care
Patient load
Wait time
Work hours
Workload
Wait times
Waiting times


Documents



CMA_Survey_Workforce2017_Q18_NumPatients-e.pdf

 Read PDF

 Download PDF



Q18. Providing on-call

<https://surveys.cma.ca/en/permalink/survey104>

Survey Date: 2019


Full Question: Q18. Do you provide on-call services?

Topic: Hours of work and workload
On-call activities
Access to services
Patient care
Oncall


Keywords: On-call service
Workload
Oncall activities
Oncall


Response Choices: Yes
No


Documents



CMA_Survey_Workforce2019_Q18_OnCallHrs-e.pdf

 Read PDF

 Download PDF



Q19a. Patient access for URGENT cases

<https://surveys.cma.ca/en/permalink/survey26>

Survey Date: 2017


Full Question: Q19a. Typically, if a patient visits your office or is referred to you, how long would that patient wait until the first available appointment WITH YOU OR YOUR PRACTICE?

Topic: Patient care
Hours of work and workload
Access to services


Keywords: Access to services
Appointment availability
Overworked
Patient care
Patient load
Referral
Wait time
Work hours
Workload
Wait times
Waiting times


Response Choices: same day
number of days

Documents



CMA_Survey_Workforc
e2017_Q19a_WaitTime
UrgCare-e.pdf

 Read PDF

 Download PDF

Q19. Average on-call hours

<https://surveys.cma.ca/en/permalink/survey106>

Survey Date: 2019

Full Question: Q19. Estimate your average number of on-call work hours per month:

Topic: Access to services
Hours of work and workload
Patient care
On-call activities
Oncall

Keywords: Oncall
Time
Oncall activities
On-call hours
Workload

Documents

CMA_Survey_Workforce2019_Q19_AvgOnCallHrs-e.pdf

Read PDF

Download PDF

Q19b. Patient access for NON-URGENT cases

<https://surveys.cma.ca/en/permalink/survey71>

Survey Date: 2017


Full Question: Q19b. Typically, if a patient visits your office or is referred to you, how long would that patient wait until the first available appointment WITH YOU OR YOUR PRACTICE?

Topic: Patient care
Hours of work and workload
Access to services


Keywords: Access to services
Appointment availability
Overworked
Patient care
Patient load
Referral
Wait time
Work hours
Workload
Wait times
Waiting times


Response Choices: same week
number of weeks

Documents




CMA_Survey_Workforc
e2017_Q19b_WaitTime
NonUrgCare-e.pdf

 Read PDF

 Download PDF

Q20. Access to resources

<https://surveys.cma.ca/en/permalink/survey27>



Survey Date: 2017

Full Question: Q20. Rate your access to the following for your patients:

Topic: Satisfaction
Patient care
Hospital setting
Access to services

Keywords: Access to services
Appointment availability
Clinical care
Hospital
Patient care
Referral
Satisfaction (professional)

Response Choices: Operating room
Endoscopy suites
Procedural rooms
Long-term care beds (e.g., nursing home, chronic care, etc.)
Hospital in-patient care on an urgent basis
Hospital care for elective procedures
Routine diagnostic services (e.g., lab, x-rays, etc.)
Advanced diagnostic services (e.g., MRI, CT, etc.)
Home care
Palliative care

Documents



CMA_Survey_Workforc
e2017_Q20_Access-
e.pdf

 Read PDF

 Download PDF

Q20. On-call hours in direct patient care

<https://surveys.cma.ca/en/permalink/survey109>

Survey Date: 2019

Full Question: Q20. Estimate how many of your on-call hours each month are actually spent in direct patient care (e.g., phone, email, face-to-face):

Topic: Access to services
Hours of work and workload
On-call activities
Patient care
Oncall

Keywords: Oncall
On-call hours
Time
Workload

Documents

CMA_Survey_Workforc
e2019_Q20_OnCallHrs
PtCare-e.pdf

Read PDF

Download PDF

Q21 & Q22. Work hours

<https://surveys.cma.ca/en/permalink/survey112>

Survey Date: 2019


Full Question: Q21 & Q22. EXCLUDING ON-CALL ACTIVITIES, how many HOURS IN AN AVERAGE WEEK do you usually spend on the following activities? Assume each activity is mutually exclusive for reporting purposes (i.e., if an activity spans two categories, please report hours in only one category).

Topic: Hours of work and workload
 Access to services
 Patient care
 Practice management (e.g., overhead costs, paperwork)
 On-call activities
 Oncall


Keywords: Workload
 Time
 Oncall

Response Choices: Direct patient care without a teaching component, regardless of setting
 Direct patient care with a teaching component, regardless of setting
 Teaching/Education without direct patient care (contact with students/residents, preparation, marking, evaluations, etc.)
 Indirect patient care (charting, reports, phone calls, meeting patients' family, etc.)
 Health facility committees (academic planning committees)
 Administration (i.e., management of university program, chief of staff, department head, Ministry of Health, etc.)
 Research (including management of research and publications)
 Managing your practice (staff, facility, equipment, etc.)
 Continuing medical education/professional development (courses, reading, videos, tapes, seminars, etc.)
 Other
 TOTAL HOURS WORKED PER WEEK

Documents



CMA_Survey_Workforce2019_Q21_Q22Work_hours-e.pdf

 Read PDF



Q25a. Changes made to practice

<https://surveys.cma.ca/en/permalink/survey34>

Survey Date: 2017


Full Question: Q25a. With reference to the LAST 2 YEARS, please check all of the following changes you have already made:

Topic: Retirement
Practice relocation
On-call activities
Hours of work and workload

Keywords: Career transition
Oncall
Oncall activities
On-call services
Overworked
Patient load
Practice relocation
Retirement
Work hours
Work location
Work-life balance
Workload

Response Choices: Retired from clinical practice
Reduced weekly work hours (excluding on-call)
Increased weekly work hours (excluding on-call)
Relocated my practice to another province/territory in Canada
Practised in the USA
Practised in another country


Documents



CMA_Survey_Workforc
e2017_Q25a_Changes
Made-e.pdf

 Read PDF

 Download PDF



Q25b. Planned changes to practice

<https://surveys.cma.ca/en/permalink/survey35>

Survey Date: 2017


Full Question: Q25b. With reference to the NEXT 2 YEARS, please check all of the following changes that you are planning to make:

Topic: Retirement
Practice relocation
On-call activities
Hours of work and workload

Keywords: Career transition
On-call services
Oncall
Oncall activities
Overworked
Patient load
Practice relocation
Retirement
Work hours
Work location
Work-life balance
Workload

- Response Choices:
- Retire from clinical practice
 - Retire completely from medical practice
 - Reduce weekly work hours (excluding on-call)
 - Increase weekly work hours (excluding on-call)
 - Relocate my practice to another province/territory in Canada
 - Practise in the USA
 - Practise in another country


Documents



CMA_Survey_Workforc
e2017_Q25b_ChangesP
lanned-e.pdf

 Read PDF

 Download PDF



Q26. Overworked/underemployed

<https://surveys.cma.ca/en/permalink/survey36>

Survey Date: 2017

Full Question: Q26. Describe your current employment situation.


Topic: Satisfaction
Hours of work and workload
Employment status


Keywords: Career transition
Overworked
Employment status
Satisfaction (professional)
Underemployed
Unemployed
Work hours
Work-life balance
Workload

Response Choices: Overworked in my discipline
Employed in my discipline to my satisfaction
Underemployed in my discipline
Not employed in my discipline

Documents

CMA_Survey_Workforce2017_Q26_Employment-e.pdf

 Read PDF

 Download PDF