

Q27. Satisfaction (professional life, balance)

<https://surveys.cma.ca/en/permalink/survey37>

Survey Date: 2017


Full Question: Q27. Rate your satisfaction with each of the following:

Topic: Satisfaction
Hours of work and workload


Keywords: Satisfaction (professional)
Work hours
Work-life balance
Workload


Response Choices: Your professional life
The balance between your personal and professional commitments


Documents



CMA_Survey_Workforc
e2017_Q27_Satisfactio
n-e.pdf

 Read PDF

 Download PDF



Q19b. Patient access for NON-URGENT cases

<https://surveys.cma.ca/en/permalink/survey71>

Survey Date: 2017


Full Question: Q19b. Typically, if a patient visits your office or is referred to you, how long would that patient wait until the first available appointment WITH YOU OR YOUR PRACTICE?

Topic: Patient care
Hours of work and workload
Access to services


Keywords: Access to services
Appointment availability
Overworked
Patient care
Patient load
Referral
Wait time
Work hours
Workload
Wait times
Waiting times


Response Choices: same week
number of weeks

Documents



CMA_Survey_Workforc
e2017_Q19b_WaitTime
NonUrgCare-e.pdf

 Read PDF

 Download PDF

Q09. Applying for licensure in another jurisdiction

<https://surveys.cma.ca/en/permalink/survey77>

Survey Date: 2019

Full Question: Q09. Have you ever applied for a licence to practise medicine with a Canadian medical regulatory authority in a province or territory other than where you were first licensed to practise in Canada?

Topic: Access to services
National licensure

Keywords: License
Licensure

Response Choices: Yes
No

Documents

CMA_Survey_Workforce2019_Q9_Licensure-e.pdf

Read PDF

Download PDF

Q10. Obstacles to applying for licensure

<https://surveys.cma.ca/en/permalink/survey79>


Survey Date: 2019

Full Question: Q10. What factors did you consider significant obstacles with respect to applying for licensure in another province or territory?


Topic: Access to services
National licensure


- Keywords: License
Licensure
Barriers
Practice obstacles
- Response Choices: Obtaining credential verification for or from the provincial/territorial regulatory authority
Obtaining letter(s) of good standing from the provincial/territorial regulatory authority
Obtaining reference or character letters
Obtaining police record check
Cost of getting licensed in the other province or territory
Length of the process to obtain a licence in the other province or territory
The overall complexity of the process to obtain a licence
Other, please specify:
There were no significant obstacles

Documents



CMA_Survey_Workforce2019_Q10_Licensure_Obstacles-e.pdf

 Read PDF

 Download PDF

CMA Physician Workforce Survey, 2019. Tabular Results by FPPSP or Other Specialty, Gender, Age, and Province/Territory

Province/Territory	Gender	Age	Specialty	Response
Alberta	Male	35-44	Family Practice	Very supportive
Alberta	Female	35-44	Family Practice	Very supportive
Alberta	Male	35-44	Family Practice	Somewhat supportive
Alberta	Female	35-44	Family Practice	Somewhat supportive
Alberta	Male	35-44	Family Practice	Not very supportive
Alberta	Female	35-44	Family Practice	Not very supportive
Alberta	Male	35-44	Family Practice	No opinion
Alberta	Female	35-44	Family Practice	No opinion
Alberta	Male	35-44	Family Practice	Not at all supportive
Alberta	Female	35-44	Family Practice	Not at all supportive

Q11. Support for national licensure

<https://surveys.cma.ca/en/permalink/survey82>

Survey Date: 2019

Full Question: Q11. How supportive would you be of the implementation of national licensure that would enable practice in all Canadian provinces/territories?

Topic: Access to services
National licensure

Keywords: License
Licensure

Response Choices: Not at all supportive
Not very supportive
No opinion
Somewhat supportive
Very supportive

Documents

CMA Physician Workforce Survey, 2019. Tabular Results by FPPSP or Other Specialty, Gender, Age, and Province/Territory

CMA_Survey_Workforce2019_Q11_National_Licensure-e.pdf

Read PDF

Download PDF

CMA Physician Workforce Survey, 2019. Tabular Results by FPPSP or Other Specialty, Gender, Age, and Province/Territory

Province/Territory	Gender	Age	Specialty	Response
Alberta	Male	35-44	Family Practice	Very supportive
Alberta	Female	35-44	Family Practice	Very supportive
Alberta	Male	35-44	Family Practice	Somewhat supportive
Alberta	Female	35-44	Family Practice	Somewhat supportive
Alberta	Male	35-44	Family Practice	Not very supportive
Alberta	Female	35-44	Family Practice	Not very supportive
Alberta	Male	35-44	Family Practice	No opinion
Alberta	Female	35-44	Family Practice	No opinion
Alberta	Male	35-44	Family Practice	Not at all supportive
Alberta	Female	35-44	Family Practice	Not at all supportive

Q12. Impact of national licensure on physician practices

<https://surveys.cma.ca/en/permalink/survey83>

Survey Date: 2019

Full Question: Q12. If a national licensure system were implemented today, how likely would you be to:
Highly unlikely
Somewhat unlikely
Unsure
Somewhat likely
Highly likely

Topic: Access to services
National licensure
Patient care

Keywords: License
Licensure
Changes
Portability
Locum
Virtual care
Rural practice
Access

Response Choices: Seek out locum opportunities in other provinces/ territories
Practise in multiple provinces/territories on an ongoing basis
Provide virtual care (e.g., telemedicine) to patients in other provinces/territories
Practise temporarily in rural/remote areas in other provinces/territories
Participate in further training in another province or territory


Documents



CMA_Survey_Workforc
e2019_Q12_Impact_Na
tional_Licensure-e.pdf

 Read PDF

 Download PDF

A small thumbnail image showing a table with survey results. The table has multiple columns and rows of data, with a header row and several rows of numerical values. The text is too small to read, but it appears to be a summary of survey data.

Q13. Agreement that national licensure will improve access

<https://surveys.cma.ca/en/permalink/survey85>

Survey Date: 2019


Full Question: Q13. To what extent do you agree that national licensure will improve access to care for Canadians?

Topic: Access to services
National licensure
Patient care


Keywords: License
Licensure
Better
Patients
Access


Response Choices: Strongly disagree
Somewhat disagree
Neither agree nor disagree
Somewhat agree
Strongly agree


Documents

A thumbnail image of a PDF document. It shows a table with survey results, similar to the one in the top left, with a header and several rows of data.

CMA_Survey_Workforc
e2019_Q13_Agreement
_National_Licensure-
e.pdf

 Read PDF

 Download PDF




Q02. Satisfaction (professional life, balance)


<https://surveys.cma.ca/en/permalink/survey89>

Survey Date:	2019
Full Question:	Q02. Rate your satisfaction with each of the following: Very dissatisfied Dissatisfied Neutral Satisfied Very satisfied
Topic:	Satisfaction Hours of work and workload
Keywords:	Work-life balance doctor satisfaction Physician satisfaction
Response Choices:	Your professional life The balance between your personal and professional commitments

Documents

CMA_Survey_Workforc
e2019_Q2_Satisfaction
-e.pdf

 Read PDF

 Download PDF

Q14 Provision of Patient Services, 2019: National Results by FPEP or Other Specialty, Gender, Age, and Practice Territory

Response	Male	Female	Age 18-29	Age 30-39	Age 40-49	Age 50-59	Age 60-69	Age 70+	Urban	Suburban	Rural
Yes	85.0	85.0	85.0	85.0	85.0	85.0	85.0	85.0	85.0	85.0	85.0
No	15.0	15.0	15.0	15.0	15.0	15.0	15.0	15.0	15.0	15.0	15.0

Q14. Provision of patient/clinical care

<https://surveys.cma.ca/en/permalink/survey99>

Survey Date: 2019

Full Question: Q14. Do you provide patient/clinical care (either direct or indirect)?

Topic: Access to services

Patient care

Keywords: Patients

Clinical care

Direct clinical care

Indirect clinical care

Response Choices: Yes

No

Documents

CMA_Survey_Workforc
e2019_Q14_Provision-
e.pdf

Read PDF

Download PDF



Q18. Providing on-call

<https://surveys.cma.ca/en/permalink/survey104>

Survey Date: 2019

Full Question: Q18. Do you provide on-call services?

Topic: Hours of work and workload
On-call activities
Access to services
Patient care
Oncall

Keywords: On-call service
Workload
Oncall activities
Oncall

Response Choices: Yes
No

Documents

CMA_Survey_Workforce2019_Q18_OnCallHrs-e.pdf

 Read PDF

 Download PDF

CMA Physician Workforce Survey, 2019, National Results by FTE/FP or Other Specialty, Gender, Age, and Province/Territory

Province/Territory	Gender	Age	Specialty	Mean	SD	Min	Max
Alberta	Male	45-54	Family Medicine	10.0	3.0	5.0	15.0
Alberta	Female	45-54	Family Medicine	10.0	3.0	5.0	15.0
Alberta	Male	45-54	Internal Medicine	10.0	3.0	5.0	15.0
Alberta	Female	45-54	Internal Medicine	10.0	3.0	5.0	15.0
Alberta	Male	45-54	Emergency Medicine	10.0	3.0	5.0	15.0
Alberta	Female	45-54	Emergency Medicine	10.0	3.0	5.0	15.0
Alberta	Male	45-54	Other	10.0	3.0	5.0	15.0
Alberta	Female	45-54	Other	10.0	3.0	5.0	15.0
Alberta	Male	45-54	All	10.0	3.0	5.0	15.0
Alberta	Female	45-54	All	10.0	3.0	5.0	15.0
Alberta	Male	All	All	10.0	3.0	5.0	15.0
Alberta	Female	All	All	10.0	3.0	5.0	15.0
Alberta	All	All	All	10.0	3.0	5.0	15.0
British Columbia	Male	45-54	Family Medicine	10.0	3.0	5.0	15.0
British Columbia	Female	45-54	Family Medicine	10.0	3.0	5.0	15.0
British Columbia	Male	45-54	Internal Medicine	10.0	3.0	5.0	15.0
British Columbia	Female	45-54	Internal Medicine	10.0	3.0	5.0	15.0
British Columbia	Male	45-54	Emergency Medicine	10.0	3.0	5.0	15.0
British Columbia	Female	45-54	Emergency Medicine	10.0	3.0	5.0	15.0
British Columbia	Male	45-54	Other	10.0	3.0	5.0	15.0
British Columbia	Female	45-54	Other	10.0	3.0	5.0	15.0
British Columbia	Male	All	All	10.0	3.0	5.0	15.0
British Columbia	Female	All	All	10.0	3.0	5.0	15.0
British Columbia	All	All	All	10.0	3.0	5.0	15.0
Manitoba	Male	45-54	Family Medicine	10.0	3.0	5.0	15.0
Manitoba	Female	45-54	Family Medicine	10.0	3.0	5.0	15.0
Manitoba	Male	45-54	Internal Medicine	10.0	3.0	5.0	15.0
Manitoba	Female	45-54	Internal Medicine	10.0	3.0	5.0	15.0
Manitoba	Male	45-54	Emergency Medicine	10.0	3.0	5.0	15.0
Manitoba	Female	45-54	Emergency Medicine	10.0	3.0	5.0	15.0
Manitoba	Male	45-54	Other	10.0	3.0	5.0	15.0
Manitoba	Female	45-54	Other	10.0	3.0	5.0	15.0
Manitoba	Male	All	All	10.0	3.0	5.0	15.0
Manitoba	Female	All	All	10.0	3.0	5.0	15.0
Manitoba	All	All	All	10.0	3.0	5.0	15.0
Ontario	Male	45-54	Family Medicine	10.0	3.0	5.0	15.0
Ontario	Female	45-54	Family Medicine	10.0	3.0	5.0	15.0
Ontario	Male	45-54	Internal Medicine	10.0	3.0	5.0	15.0
Ontario	Female	45-54	Internal Medicine	10.0	3.0	5.0	15.0
Ontario	Male	45-54	Emergency Medicine	10.0	3.0	5.0	15.0
Ontario	Female	45-54	Emergency Medicine	10.0	3.0	5.0	15.0
Ontario	Male	45-54	Other	10.0	3.0	5.0	15.0
Ontario	Female	45-54	Other	10.0	3.0	5.0	15.0
Ontario	Male	All	All	10.0	3.0	5.0	15.0
Ontario	Female	All	All	10.0	3.0	5.0	15.0
Ontario	All	All	All	10.0	3.0	5.0	15.0
Quebec	Male	45-54	Family Medicine	10.0	3.0	5.0	15.0
Quebec	Female	45-54	Family Medicine	10.0	3.0	5.0	15.0
Quebec	Male	45-54	Internal Medicine	10.0	3.0	5.0	15.0
Quebec	Female	45-54	Internal Medicine	10.0	3.0	5.0	15.0
Quebec	Male	45-54	Emergency Medicine	10.0	3.0	5.0	15.0
Quebec	Female	45-54	Emergency Medicine	10.0	3.0	5.0	15.0
Quebec	Male	45-54	Other	10.0	3.0	5.0	15.0
Quebec	Female	45-54	Other	10.0	3.0	5.0	15.0
Quebec	Male	All	All	10.0	3.0	5.0	15.0
Quebec	Female	All	All	10.0	3.0	5.0	15.0
Quebec	All	All	All	10.0	3.0	5.0	15.0
Atlantic	Male	45-54	Family Medicine	10.0	3.0	5.0	15.0
Atlantic	Female	45-54	Family Medicine	10.0	3.0	5.0	15.0
Atlantic	Male	45-54	Internal Medicine	10.0	3.0	5.0	15.0
Atlantic	Female	45-54	Internal Medicine	10.0	3.0	5.0	15.0
Atlantic	Male	45-54	Emergency Medicine	10.0	3.0	5.0	15.0
Atlantic	Female	45-54	Emergency Medicine	10.0	3.0	5.0	15.0
Atlantic	Male	45-54	Other	10.0	3.0	5.0	15.0
Atlantic	Female	45-54	Other	10.0	3.0	5.0	15.0
Atlantic	Male	All	All	10.0	3.0	5.0	15.0
Atlantic	Female	All	All	10.0	3.0	5.0	15.0
Atlantic	All	All	All	10.0	3.0	5.0	15.0
National	Male	45-54	Family Medicine	10.0	3.0	5.0	15.0
National	Female	45-54	Family Medicine	10.0	3.0	5.0	15.0
National	Male	45-54	Internal Medicine	10.0	3.0	5.0	15.0
National	Female	45-54	Internal Medicine	10.0	3.0	5.0	15.0
National	Male	45-54	Emergency Medicine	10.0	3.0	5.0	15.0
National	Female	45-54	Emergency Medicine	10.0	3.0	5.0	15.0
National	Male	45-54	Other	10.0	3.0	5.0	15.0
National	Female	45-54	Other	10.0	3.0	5.0	15.0
National	Male	All	All	10.0	3.0	5.0	15.0
National	Female	All	All	10.0	3.0	5.0	15.0
National	All	All	All	10.0	3.0	5.0	15.0

Q19. Average on-call hours

<https://surveys.cma.ca/en/permalink/survey106>

Survey Date: 2019

Full Question: Q19. Estimate your average number of on-call work hours per month:

Topic: Access to services
Hours of work and workload
Patient care
On-call activities
Oncall

Keywords: Oncall
Time
Oncall activities
On-call hours
Workload

Documents

CMA_Survey_Workforce2019_Q19_AvgOnCallHrs-e.pdf

Read PDF

Download PDF

Q20. On-call hours in direct patient care

<https://surveys.cma.ca/en/permalink/survey109>

Survey Date: 2019

Full Question: Q20. Estimate how many of your on-call hours each month are actually spent in direct patient care (e.g., phone, email, face-to-face):

Topic: Access to services
Hours of work and workload
On-call activities
Patient care
Oncall

Keywords: Oncall
On-call hours
Time
Workload

Documents

CMA_Survey_Workforc
e2019_Q20_OnCallHrs
PtCare-e.pdf

Read PDF

Download PDF

Q21 & Q22. Work hours

<https://surveys.cma.ca/en/permalink/survey112>

Survey Date: 2019

Full Question: Q21 & Q22. EXCLUDING ON-CALL ACTIVITIES, how many HOURS IN AN AVERAGE WEEK do you usually spend on the following activities? Assume each activity is mutually exclusive for reporting purposes (i.e., if an activity spans two categories, please report hours in only one category).

Topic: Hours of work and workload
 Access to services
 Patient care
 Practice management (e.g., overhead costs, paperwork)
 On-call activities
 Oncall

Keywords: Workload
 Time
 Oncall

Response Choices: Direct patient care without a teaching component, regardless of setting
 Direct patient care with a teaching component, regardless of setting
 Teaching/Education without direct patient care (contact with students/residents, preparation, marking, evaluations, etc.)
 Indirect patient care (charting, reports, phone calls, meeting patients' family, etc.)
 Health facility committees (academic planning committees)
 Administration (i.e., management of university program, chief of staff, department head, Ministry of Health, etc.)
 Research (including management of research and publications)
 Managing your practice (staff, facility, equipment, etc.)
 Continuing medical education/professional development (courses, reading, videos, tapes, seminars, etc.)
 Other
 TOTAL HOURS WORKED PER WEEK

Documents



CMA_Survey_Workforce2019_Q21_Q22Work_hours-e.pdf

 Read PDF



Download PDF