




2019 Physician Workforce Survey, 2019: National Results by FTEP or Other Specialty, Gender, Age, and Practice/Setting

Specialty	Gender	Age	Practice/Setting	...	...	...	...	...	...
Primary Care	Male	18-24	Solo	...	...	...	...	...	...
				...	...	...	...	...	...
				...	...	...	...	...	...
	Male	25-34	Solo	...	...	...	...	...	...
				...	...	...	...	...	...
				...	...	...	...	...	...
	Male	35-44	Solo	...	...	...	...	...	...
				...	...	...	...	...	...
				...	...	...	...	...	...
	Male	45-54	Solo	...	...	...	...	...	...
				...	...	...	...	...	...
				...	...	...	...	...	...
Male	55-64	Solo	...	...	...	...	...	...	
			...	...	...	...	...	...	
			...	...	...	...	...	...	
Male	65+	Solo	...	...	...	...	...	...	
			...	...	...	...	...	...	
			...	...	...	...	...	...	
Female	18-24	Solo	...	...	...	...	...	...	
			...	...	...	...	...	...	
			...	...	...	...	...	...	
Female	25-34	Solo	...	...	...	...	...	...	
			...	...	...	...	...	...	
			...	...	...	...	...	...	
Female	35-44	Solo	...	...	...	...	...	...	
			...	...	...	...	...	...	
			...	...	...	...	...	...	
Female	45-54	Solo	...	...	...	...	...	...	
			...	...	...	...	...	...	
			...	...	...	...	...	...	
Female	55-64	Solo	...	...	...	...	...	...	
			...	...	...	...	...	...	
			...	...	...	...	...	...	
Female	65+	Solo	...	...	...	...	...	...	
			...	...	...	...	...	...	
			...	...	...	...	...	...	

CMA\_Survey\_Workforc  
e2019\_Q17\_Electronic  
Tools-e.pdf

 Read PDF

 Download PDF

Thumbnail of a survey results table for Q02. The table title is "CMA Physician Workforce Survey, 2019, National Results by FPPSP or Other Specialty, Gender, Age, and Province/Territory". It contains multiple columns of data representing different demographic groups and their responses to the survey question.

## Q02. Satisfaction (professional life, balance)

<https://surveys.cma.ca/en/permalink/survey89>

Survey Date: 2019

Full Question: Q02. Rate your satisfaction with each of the following:  
 Very dissatisfied  
 Dissatisfied  
 Neutral  
 Satisfied  
 Very satisfied

Topic: Satisfaction  
 Hours of work and workload

Keywords: Work-life balance  
 doctor satisfaction  
 Physician satisfaction

Response Choices: Your professional life  
 The balance between your personal and professional commitments

### Documents

---

Thumbnail of a survey results table for Q02. The table title is "CMA Physician Workforce Survey, 2019, National Results by FPPSP or Other Specialty, Gender, Age, and Province/Territory". It contains multiple columns of data representing different demographic groups and their responses to the survey question.

CMA\_Survey\_Workforc  
 e2019\_Q2\_Satisfaction  
 -e.pdf

Read PDF

Download PDF

Thumbnail of a survey results table for Q15. The table title is "CMA Physician Workforce Survey, 2019, National Results by FPPSP or Other Specialty, Gender, Age, and Province/Territory". It contains multiple columns of data representing different demographic groups and their responses to the survey question.

## Q15. Work Setting

<https://surveys.cma.ca/en/permalink/survey100>

Survey Date: 2019

Full Question: Q15. Which of the following is your primary work setting?


Topic: Hospital setting  
Work setting

Keywords: Where do physicians work?  
Location  
Work setting  
Physician setting


Response Choices: Private office/clinic (excluding free standing walk-in clinics)  
Community clinic/Community health centre  
Free-standing walk-in clinic  
Academic health sciences centre (AHSC)  
Non-AHSC teaching hospital  
Community hospital  
Other hospital  
Emergency department (in community hospital or AHSC)  
Nursing home/ Long term care facility / Seniors' residence  
University  
Research Unit  
Free-standing lab/diagnostic clinic  
Administrative office / Corporate Office  
Other


## Documents

---




CMA\_Survey\_Workforce2019\_Q15\_Work\_Setting-e.pdf

 Read PDF

 Download PDF

## Q16. Electronic tools used by physicians



# <https://surveys.cma.ca/en/permalink/survey103>

Survey Date: 2019

Full Question: Q16. Please indicate which of the following electronic tools you use in the care of your patients


Topic: Patient care  
Electronic records and tools

Keywords: Electronic medical records  
EMR  
Electronic health record  
EHR  
Patient notes

Response Choices: Reminders for patient care  
Ordering lab tests  
Ordering diagnostic tests  
Receipt of hospital visit and discharge information  
Clinical decision support tool  
Access to list of medications taken by a patient  
Warnings for drug interactions  
Interface to pharmacy/pharmacist  
Access to lab test/diagnostic results  
Referral to other physicians  
Secure transfer of patient information  
Access to provincial/territorial patient information systems  
Interface to non-doctor health professionals  
An Artificial Intelligence (AI)  
None of the above

## Documents

---



CMA\_Survey\_Workforc  
e2019\_Q16\_Electronic\_  
Tools-e.pdf

 Read PDF

 Download PDF

The image shows a screenshot of a report titled "CMAA Physician Workload Survey, 2019: National Results by FPPSP or Other Specialty, Gender, Age, and Practice/Territory". It contains a large table with multiple columns and rows, likely representing different categories of work activities and their corresponding hours.

## Q21 & Q22. Work hours

<https://surveys.cma.ca/en/permalink/survey112>

Survey Date: 2019

Full Question: Q21 & Q22. EXCLUDING ON-CALL ACTIVITIES, how many HOURS IN AN AVERAGE WEEK do you usually spend on the following activities? Assume each activity is mutually exclusive for reporting purposes (i.e., if an activity spans two categories, please report hours in only one category).

Topic: Hours of work and workload  
 Access to services  
 Patient care  
 Practice management (e.g., overhead costs, paperwork)  
 On-call activities  
 Oncall

Keywords: Workload  
 Time  
 Oncall

Response Choices: Direct patient care without a teaching component, regardless of setting  
 Direct patient care with a teaching component, regardless of setting  
 Teaching/Education without direct patient care (contact with students/residents, preparation, marking, evaluations, etc.)  
 Indirect patient care (charting, reports, phone calls, meeting patients' family, etc.)  
 Health facility committees (academic planning committees)  
 Administration (i.e., management of university program, chief of staff, department head, Ministry of Health, etc.)  
 Research (including management of research and publications)  
 Managing your practice (staff, facility, equipment, etc.)  
 Continuing medical education/professional development (courses, reading, videos, tapes, seminars, etc.)  
 Other  
 TOTAL HOURS WORKED PER WEEK

## Documents

---

The table displays national results for the CMAA Physician Workforce Survey in 2016, categorized by FTEP or other specialty, gender, age, and province/territory. The data is presented in a grid format with multiple columns for each category.

CMA\_Survey\_Workforc  
e2019\_Q21\_Q22Work\_  
hours-e.pdf



Read PDF



Download PDF