

Q27. Satisfaction (professional life, balance)

<https://surveys.cma.ca/en/permalink/survey37>

Survey Date: 2017


Full Question: Q27. Rate your satisfaction with each of the following:

Topic: Satisfaction
Hours of work and workload


Keywords: Satisfaction (professional)
Work hours
Work-life balance
Workload


Response Choices: Your professional life
The balance between your personal and professional commitments


Documents



CMA_Survey_Workforc
e2017_Q27_Satisfactio
n-e.pdf

 Read PDF

 Download PDF



Q19b. Patient access for NON-URGENT cases

<https://surveys.cma.ca/en/permalink/survey71>

Survey Date: 2017


Full Question: Q19b. Typically, if a patient visits your office or is referred to you, how long would that patient wait until the first available appointment WITH YOU OR YOUR PRACTICE?

Topic: Patient care
Hours of work and workload
Access to services


Keywords: Access to services
Appointment availability
Overworked
Patient care
Patient load
Referral
Wait time
Work hours
Workload
Wait times
Waiting times


Response Choices: same week
number of weeks

Documents



CMA_Survey_Workforc
e2017_Q19b_WaitTime
NonUrgCare-e.pdf

 Read PDF

 Download PDF

Q12. Impact of national licensure on physician practices

<https://surveys.cma.ca/en/permalink/survey83>

Survey Date: 2019

Full Question: Q12. If a national licensure system were implemented today, how likely would you be to:
 Highly unlikely
 Somewhat unlikely
 Unsure
 Somewhat likely
 Highly likely

Topic: Access to services
 National licensure
 Patient care

Keywords: License
 Licensure
 Changes
 Portability
 Locum
 Virtual care
 Rural practice
 Access

Response Choices: Seek out locum opportunities in other provinces/ territories
 Practise in multiple provinces/territories on an ongoing basis
 Provide virtual care (e.g., telemedicine) to patients in other provinces/territories
 Practise temporarily in rural/remote areas in other provinces/territories
 Participate in further training in another province or territory

Documents

CMA_Survey_Workforc
 e2019_Q12_Impact_Na
 tional_Licensure-e.pdf

 Read PDF

 Download PDF

CMA Physician Workforce Survey, 2019. Tabular Results by FFSP or Other Specialty, Gender, Age, and Practice/Workstyle.

Province/Territory	FFSP	Other Specialty	Gender	Age	Practice/Workstyle
Alberta	100	100	100	100	100
British Columbia	100	100	100	100	100
Manitoba	100	100	100	100	100
Ontario	100	100	100	100	100
Quebec	100	100	100	100	100
Saskatchewan	100	100	100	100	100
Atlantic	100	100	100	100	100
NWT	100	100	100	100	100
Yukon	100	100	100	100	100
NT	100	100	100	100	100

Q13. Agreement that national licensure will improve access

<https://surveys.cma.ca/en/permalink/survey85>

Survey Date: 2019

Full Question: Q13. To what extent do you agree that national licensure will improve access to care for Canadians?

Topic: Access to services
National licensure
Patient care

Keywords: License
Licensure
Better
Patients
Access

Response Choices: Strongly disagree
Somewhat disagree
Neither agree nor disagree
Somewhat agree
Strongly agree

Documents

CMA Physician Workforce Survey, 2019. Tabular Results by FFSP or Other Specialty, Gender, Age, and Practice/Workstyle.

CMA_Survey_Workforce2019_Q13_Agreement_National_Licensure-e.pdf

Read PDF

Download PDF

This is a thumbnail of a data table from the CMAA Physician Workforce Survey. The table has multiple columns representing different provinces and territories (e.g., AB, BC, SK, MB, ON, QC, NS, PE, NL, NT, YT) and rows representing various survey metrics. The data is presented in a grid format with numerical values.

Q17. Electronic tools used by patients

<https://surveys.cma.ca/en/permalink/survey88>

Survey Date: 2019

Full Question: Q17. Which of the following can patients in your practice do?

Topic: Patient care
Electronic records and tools

Keywords: Electronic medical records
EMR
Electronic health record
EHR
Patient notes
Virtual care
Visit
Consult
e-scheduling
Online records
Online prescriptions
email

Response Choices: Request appointments online (i.e. advance access e-scheduling)
Request prescription renewals online
View information from their health record online (e.g. lab test results or immunization history)
Electronically add measurements (e.g. blood pressure readings) to their electronic record
Electronically add text and/or other documentation to their electronic record
Visit with you virtually (i.e. online by video)
Consult with you via email or text message
None of the above
N/A (e.g. hospital practice only)

Documents

This is a thumbnail of a table titled 'CMAA_Survey_Workforc'. It appears to be a continuation of the data table shown in the first image, with columns for provinces/territories and rows for survey metrics.


e2019_Q17_Electronic
Tools-e.pdf



Read PDF



Download PDF



Q02. Satisfaction (professional life, balance)

<https://surveys.cma.ca/en/permalink/survey89>

Survey Date: 2019

Full Question: Q02. Rate your satisfaction with each of the following:
Very dissatisfied
Dissatisfied
Neutral
Satisfied
Very satisfied


Topic: Satisfaction
Hours of work and workload


Keywords: Work-life balance
doctor satisfaction
Physician satisfaction

Response Choices: Your professional life
The balance between your personal and professional commitments

Documents

CMA_Survey_Workforc
e2019_Q2_Satisfaction
-e.pdf

 Read PDF

 Download PDF

Thumbnail of a survey results table for Q14. The table title is "Q14: Provision of patient/clinical care, 2019, National Results by FPEP or Other Specialty, Gender, Age, and Province/Territory". It shows a grid of data points for various categories.

Q14. Provision of patient/clinical care

<https://surveys.cma.ca/en/permalink/survey99>

Survey Date: 2019

Full Question: Q14. Do you provide patient/clinical care (either direct or indirect)?

Topic: Access to services
Patient care

Keywords: Patients
Clinical care
Direct clinical care
Indirect clinical care

Response Choices: Yes
No

Documents

Thumbnail of a survey results table for Q14. The table title is "Q14: Provision of patient/clinical care, 2019, National Results by FPEP or Other Specialty, Gender, Age, and Province/Territory". It shows a grid of data points for various categories.

CMA_Survey_Workforc
e2019_Q14_Provision-
e.pdf

Read PDF

Download PDF

Thumbnail of a survey results table for Q15. The table title is "Q15: Work Setting, 2019, National Results by FPEP or Other Specialty, Gender, Age, and Province/Territory". It shows a grid of data points for various categories.

Q15. Work Setting

<https://surveys.cma.ca/en/permalink/survey100>


Survey Date: 2019

Full Question: Q15. Which of the following is your primary work setting?


Topic: Hospital setting
Work setting


- Keywords: Where do physicians work?
Location
Work setting
Physician setting
- Response Choices: Private office/clinic (excluding free standing walk-in clinics)
Community clinic/Community health centre
Free-standing walk-in clinic
Academic health sciences centre (AHSC)
Non-AHSC teaching hospital
Community hospital
Other hospital
Emergency department (in community hospital or AHSC)
Nursing home/ Long term care facility / Seniors' residence
University
Research Unit
Free-standing lab/diagnostic clinic
Administrative office / Corporate Office
Other

Documents



CMA_Survey_Workforce2019_Q15_Work_Setting-e.pdf

 Read PDF

 Download PDF

Q16. Electronic tools used by physicians

<https://surveys.cma.ca/en/permalink/survey103>

Thumbnail of a survey results table with columns for Province/Territory, Age Group, and various response categories.

Survey Date: 2019

Full Question: Q16. Please indicate which of the following electronic tools you use in the care of your patients

Topic: Patient care
Electronic records and tools

Keywords: Electronic medical records
EMR
Electronic health record
EHR
Patient notes

Response Choices: Reminders for patient care
Ordering lab tests
Ordering diagnostic tests
Receipt of hospital visit and discharge information
Clinical decision support tool
Access to list of medications taken by a patient
Warnings for drug interactions
Interface to pharmacy/pharmacist
Access to lab test/diagnostic results
Referral to other physicians
Secure transfer of patient information
Access to provincial/territorial patient information systems
Interface to non-doctor health professionals
An Artificial Intelligence (AI)
None of the above

Documents

CMA_Survey_Workforc
e2019_Q16_Electronic_
Tools-e.pdf

Read PDF

Download PDF

CMA Physician Workforce Survey, 2019, National Results by FRSIP or Other Specialty, Gender, Age, and Province/Territory

Specialty	Gender	Age	Province/Territory
FRSIP or Other Specialty	Male	18-24	Alberta
			British Columbia
			Manitoba
	25-34	Alberta	
		British Columbia	
		Manitoba	
	35-44	Alberta	
		British Columbia	
		Manitoba	
	Female	18-24	Alberta
			British Columbia
			Manitoba
25-34	Alberta		
	British Columbia		
	Manitoba		
35-44	Alberta		
	British Columbia		
	Manitoba		

Q18. Providing on-call

<https://surveys.cma.ca/en/permalink/survey104>

Survey Date: 2019

Full Question: Q18. Do you provide on-call services?

Topic: Hours of work and workload
On-call activities
Access to services
Patient care
Oncall

Keywords: On-call service
Workload
Oncall activities
Oncall

Response Choices: Yes
No

Documents

CMA_Survey_Workforce2019_Q18_OnCallHrs-e.pdf

Read PDF

Download PDF

Thumbnail of a data table from a survey report. The table title is "CMA Physician Workforce Survey, 2019: National Results by FPPSP or Other Specialty, Gender, Age, and Practice/Territory". The table contains multiple columns of data, including percentages and counts, organized by specialty and demographic factors.

Q19. Average on-call hours

<https://surveys.cma.ca/en/permalink/survey106>

Survey Date: 2019

Full Question: Q19. Estimate your average number of on-call work hours per month:

Topic: Access to services
Hours of work and workload
Patient care
On-call activities
Oncall

Keywords: Oncall
Time
Oncall activities
On-call hours
Workload

Documents

Thumbnail of a PDF document. The document title is "CMA_Survey_Workforce2019_Q19_AvgOnCallHrs-e.pdf". Below the thumbnail are two buttons: "Read PDF" and "Download PDF".

CMA_Survey_Workforce2019_Q19_AvgOnCallHrs-e.pdf

Read PDF

Download PDF

Q20. On-call hours in direct patient care

<https://surveys.cma.ca/en/permalink/survey109>

Survey Date: 2019

Full Question: Q20. Estimate how many of your on-call hours each month are actually spent in direct patient care (e.g., phone, email, face-to-face):

Topic: Access to services
Hours of work and workload
On-call activities
Patient care
Oncall

Keywords: Oncall
On-call hours
Time
Workload

Documents

CMA_Survey_Workforc
e2019_Q20_OnCallHrs
PtCare-e.pdf

Read PDF

Download PDF

Q21 & Q22. Work hours

<https://surveys.cma.ca/en/permalink/survey112>

Survey Date: 2019


Full Question: Q21 & Q22. EXCLUDING ON-CALL ACTIVITIES, how many HOURS IN AN AVERAGE WEEK do you usually spend on the following activities? Assume each activity is mutually exclusive for reporting purposes (i.e., if an activity spans two categories, please report hours in only one category).

Topic: Hours of work and workload
 Access to services
 Patient care
 Practice management (e.g., overhead costs, paperwork)
 On-call activities
 Oncall


Keywords: Workload
 Time
 Oncall

Response Choices: Direct patient care without a teaching component, regardless of setting
 Direct patient care with a teaching component, regardless of setting
 Teaching/Education without direct patient care (contact with students/residents, preparation, marking, evaluations, etc.)
 Indirect patient care (charting, reports, phone calls, meeting patients' family, etc.)
 Health facility committees (academic planning committees)
 Administration (i.e., management of university program, chief of staff, department head, Ministry of Health, etc.)
 Research (including management of research and publications)
 Managing your practice (staff, facility, equipment, etc.)
 Continuing medical education/professional development (courses, reading, videos, tapes, seminars, etc.)
 Other
 TOTAL HOURS WORKED PER WEEK

Documents



CMA_Survey_Workforce2019_Q21_Q22Work_hours-e.pdf

 Read PDF



Download PDF