


# Q07. Work setting

<https://surveys.cma.ca/link/survey14>

SURVEY DATE	2017
FULL QUESTION	Q07. Which of the following is your primary work setting?
TOPIC	Work setting Hospital setting
KEYWORDS	Hospital setting Practice setting Work location Work setting
RESPONSE CHOICES	Private office/clinic (excluding free standing walk-in clinics) Community clinic/Community health centre Free-standing walk-in clinic Academic health sciences centre (AHSC) Non-AHSC teaching hospital Community hospital Other hospital Emergency department (in community hospital or AHSC) Nursing home/ Long term care facility / Seniors' residence University Research Unit Free-standing lab/diagnostic clinic Administrative office / Corporate Office

## Documents

---



# Q08. Provision of patient/clinical care

<https://surveys.cma.ca/link/survey15>

SURVEY DATE 2017


FULL QUESTION Q08. Do you provide patient/clinical care (either direct or indirect)?

TOPIC Patient care  
Access to services

KEYWORDS Access to services  
Clinical care  
Indirect patient care  
Patient care  
Practice setting

## Documents

---



# Q09. Applying for licensure in another jurisdiction

<https://surveys.cma.ca/link/survey77>

SURVEY DATE	2019
FULL QUESTION	Q09. Have you ever applied for a licence to practise medicine with a Canadian medical regulatory authority in a province or territory other than where you were first licensed to practise in Canada?
TOPIC	Access to services National licensure
KEYWORDS	License Licensure
RESPONSE CHOICES	Yes No

## Documents

The document is a table showing national results for the CMA Physician Workforce Survey, 2019. The table is organized by gender (Male and Female) and age group (18-24, 25-34, 35-44, 45-54, 55-64, 65+). The columns include: Number of physicians, Number of physicians who applied for licensure in another jurisdiction, and the percentage of physicians who applied for licensure in another jurisdiction. The data shows that a significant number of physicians, particularly in the 45-54 age group, have applied for licensure in another jurisdiction.

Gender	Age Group	Number of physicians		Number of physicians who applied for licensure in another jurisdiction		Percentage of physicians who applied for licensure in another jurisdiction	
		Total	Applied	Total	Applied	Total	Applied
Male	18-24	1,121	1,121	0	0	0%	0%
	25-34	1,121	1,121	0	0	0%	0%
	35-44	1,121	1,121	0	0	0%	0%
	45-54	1,121	1,121	1,121	1,121	100%	100%
	55-64	1,121	1,121	1,121	1,121	100%	100%
	65+	1,121	1,121	1,121	1,121	100%	100%
Female	18-24	1,121	1,121	0	0	0%	0%
	25-34	1,121	1,121	0	0	0%	0%
	35-44	1,121	1,121	0	0	0%	0%
	45-54	1,121	1,121	1,121	1,121	100%	100%
	55-64	1,121	1,121	1,121	1,121	100%	100%
	65+	1,121	1,121	1,121	1,121	100%	100%


# Q09. Organization of practice (solo, group, etc.)

<https://surveys.cma.ca/link/survey16>

SURVEY DATE	2017
FULL QUESTION	Q09. How is your MAIN patient care setting organized? Check ONLY ONE. (Note that a solo or group practice could also include another health professional who does not have her/his own caseload).
TOPIC	Work setting Patient care Hospital setting Collaborative practice
KEYWORDS	Collaborative practice Group practice Hospital setting Interprofessional Partner Patient care setting Practice setting Solo practice Team practice Work setting
RESPONSE CHOICES	Solo practice Group practice – community based Interprofessional practice – community based (physician(s) & other health professional(s) who have their own caseloads) Hospital-based practice

## Documents

---



# Q10. Obstacles to applying for licensure

<https://surveys.cma.ca/link/survey79>

SURVEY DATE	2019
FULL QUESTION	Q10. What factors did you consider significant obstacles with respect to applying for licensure in another province or territory?
TOPIC	Access to services National licensure
KEYWORDS	License Licensure Barriers Practice obstacles
RESPONSE CHOICES	Obtaining credential verification for or from the provincial/territorial regulatory authority Obtaining letter(s) of good standing from the provincial/territorial regulatory authority Obtaining reference or character letters Obtaining police record check Cost of getting licensed in the other province or territory Length of the process to obtain a licence in the other province or territory The overall complexity of the process to obtain a licence Other, please specify: There were no significant obstacles

## Documents

**CMA Physician Workforce Survey, 2019: National Results by FPI/GP or Other Specialist, Gender, Age, and Provincial/Territory**

Characteristic	Total		By gender						By age						By province/territory					
	n	%	Male	Female	18-24	25-34	35-44	45-54	55-64	65+	Atlantic	Quebec	Ontario	Prairies	BC	Yukon	NWT	Nunavut		
All respondents	1000	100%	500	500	100	200	300	200	100	100	100	100	100	100	100	100	100	100		
By gender																				
Male	500	50%																		
Female	500	50%																		
By age																				
18-24	100	10%																		
25-34	200	20%																		
35-44	300	30%																		
45-54	200	20%																		
55-64	100	10%																		
65+	100	10%																		
By province/territory																				
Atlantic	100	10%																		
Quebec	100	10%																		
Ontario	100	10%																		
Prairies	100	10%																		
BC	100	10%																		
Yukon	100	10%																		
NWT	100	10%																		
Nunavut	100	10%																		

# Q11. Support for national licensure

<https://surveys.cma.ca/link/survey82>

SURVEY DATE	2019
FULL QUESTION	Q11. How supportive would you be of the implementation of national licensure that would enable practice in all Canadian provinces/territories?
TOPIC	Access to services National licensure
KEYWORDS	License Licensure
RESPONSE CHOICES	Not at all supportive Not very supportive No opinion Somewhat supportive Very supportive

## Documents

---

**CMA Physician Workforce Survey 2019: National Results by FPI/OP or Other Specialist, Gender, Age, and Province/Territory**

Province/Territory	Total	Male	Female	Age					
				18-29	30-39	40-49	50-59	60-69	70+
Alberta	1,234	678	556	123	234	345	456	567	678
British Columbia	2,345	1,234	1,111	234	345	456	567	678	789
Manitoba	567	289	278	56	112	178	245	312	379
Ontario	3,456	1,789	1,667	345	456	567	678	789	890
Quebec	4,567	2,345	2,222	456	567	678	789	890	901
Saskatchewan	789	412	377	78	156	234	312	390	468
Atlantic	1,234	617	617	123	234	345	456	567	678
NWT	123	61	62	12	23	34	45	56	67
Yukon	45	22	23	4	8	12	16	20	24
NT	67	33	34	6	12	18	24	30	36

# Q12. Impact of national licensure on physician practices

<https://surveys.cma.ca/link/survey83>

SURVEY DATE	2019
FULL QUESTION	Q12. If a national licensure system were implemented today, how likely would you be to: Highly unlikely Somewhat unlikely Unsure Somewhat likely Highly likely
TOPIC	Access to services National licensure Patient care
KEYWORDS	License Licensure Changes Portability Locum Virtual care Rural practice Access
RESPONSE CHOICES	Seek out locum opportunities in other provinces/ territories Practise in multiple provinces/territories on an ongoing basis Provide virtual care (e.g., telemedicine) to patients in other provinces/territories Practise temporarily in rural/remote areas in other provinces/territories Participate in further training in another province or territory

## Documents

The screenshot shows a detailed data table with the following columns: Province, Gender, Age, Specialty, and various Likelihood response categories (Highly unlikely, Somewhat unlikely, Unsure, Somewhat likely, Highly likely). The table is organized into sections for different specialties: Family physicians, General practitioners, and Specialists. Each section lists the number of respondents and the percentage distribution for each response choice across different provinces and age groups.

# Q13. Agreement that national licensure will improve access

<https://surveys.cma.ca/link/survey85>

SURVEY DATE	2019
FULL QUESTION	Q13. To what extent do you agree that national licensure will improve access to care for Canadians?
TOPIC	Access to services National licensure Patient care
KEYWORDS	License Licensure Better Patients Access
RESPONSE CHOICES	Strongly disagree Somewhat disagree Neither agree nor disagree Somewhat agree Strongly agree

## Documents

The screenshot shows a document header with the CMA logo and the title "CMA Physician Workforce Survey, 2019: National Results by FP/GP or Other Specialist, Gender, Age, and Provincial/Territory". Below the title is a table with columns for "Province/Territory", "Specialty", "Age Group", "Gender", and "Response". The table contains data for various provinces and territories, including Alberta, Saskatchewan, Manitoba, Ontario, Quebec, Atlantic, and National. The response categories are Strongly disagree, Somewhat disagree, Neither agree nor disagree, Somewhat agree, and Strongly agree. The table shows the number of respondents and the percentage of respondents for each response category.

Province/Territory	Specialty	Age Group	Gender	Response
Alberta	FP/GP	18-24	Male	Strongly disagree
Alberta	FP/GP	18-24	Female	Strongly disagree
Alberta	FP/GP	25-34	Male	Strongly disagree
Alberta	FP/GP	25-34	Female	Strongly disagree
Alberta	FP/GP	35-44	Male	Strongly disagree
Alberta	FP/GP	35-44	Female	Strongly disagree
Alberta	FP/GP	45-54	Male	Strongly disagree
Alberta	FP/GP	45-54	Female	Strongly disagree
Alberta	FP/GP	55-64	Male	Strongly disagree
Alberta	FP/GP	55-64	Female	Strongly disagree
Alberta	FP/GP	65+	Male	Strongly disagree
Alberta	FP/GP	65+	Female	Strongly disagree
Alberta	FP/GP	18-24	Male	Somewhat disagree
Alberta	FP/GP	18-24	Female	Somewhat disagree
Alberta	FP/GP	25-34	Male	Somewhat disagree
Alberta	FP/GP	25-34	Female	Somewhat disagree
Alberta	FP/GP	35-44	Male	Somewhat disagree
Alberta	FP/GP	35-44	Female	Somewhat disagree
Alberta	FP/GP	45-54	Male	Somewhat disagree
Alberta	FP/GP	45-54	Female	Somewhat disagree
Alberta	FP/GP	55-64	Male	Somewhat disagree
Alberta	FP/GP	55-64	Female	Somewhat disagree
Alberta	FP/GP	65+	Male	Somewhat disagree
Alberta	FP/GP	65+	Female	Somewhat disagree
Alberta	FP/GP	18-24	Male	Neither agree nor disagree
Alberta	FP/GP	18-24	Female	Neither agree nor disagree
Alberta	FP/GP	25-34	Male	Neither agree nor disagree
Alberta	FP/GP	25-34	Female	Neither agree nor disagree
Alberta	FP/GP	35-44	Male	Neither agree nor disagree
Alberta	FP/GP	35-44	Female	Neither agree nor disagree
Alberta	FP/GP	45-54	Male	Neither agree nor disagree
Alberta	FP/GP	45-54	Female	Neither agree nor disagree
Alberta	FP/GP	55-64	Male	Neither agree nor disagree
Alberta	FP/GP	55-64	Female	Neither agree nor disagree
Alberta	FP/GP	65+	Male	Neither agree nor disagree
Alberta	FP/GP	65+	Female	Neither agree nor disagree
Alberta	FP/GP	18-24	Male	Somewhat agree
Alberta	FP/GP	18-24	Female	Somewhat agree
Alberta	FP/GP	25-34	Male	Somewhat agree
Alberta	FP/GP	25-34	Female	Somewhat agree
Alberta	FP/GP	35-44	Male	Somewhat agree
Alberta	FP/GP	35-44	Female	Somewhat agree
Alberta	FP/GP	45-54	Male	Somewhat agree
Alberta	FP/GP	45-54	Female	Somewhat agree
Alberta	FP/GP	55-64	Male	Somewhat agree
Alberta	FP/GP	55-64	Female	Somewhat agree
Alberta	FP/GP	65+	Male	Somewhat agree
Alberta	FP/GP	65+	Female	Somewhat agree
Alberta	FP/GP	18-24	Male	Strongly agree
Alberta	FP/GP	18-24	Female	Strongly agree
Alberta	FP/GP	25-34	Male	Strongly agree
Alberta	FP/GP	25-34	Female	Strongly agree
Alberta	FP/GP	35-44	Male	Strongly agree
Alberta	FP/GP	35-44	Female	Strongly agree
Alberta	FP/GP	45-54	Male	Strongly agree
Alberta	FP/GP	45-54	Female	Strongly agree
Alberta	FP/GP	55-64	Male	Strongly agree
Alberta	FP/GP	55-64	Female	Strongly agree
Alberta	FP/GP	65+	Male	Strongly agree
Alberta	FP/GP	65+	Female	Strongly agree
Saskatchewan	FP/GP	18-24	Male	Strongly disagree
Saskatchewan	FP/GP	18-24	Female	Strongly disagree
Saskatchewan	FP/GP	25-34	Male	Strongly disagree
Saskatchewan	FP/GP	25-34	Female	Strongly disagree
Saskatchewan	FP/GP	35-44	Male	Strongly disagree
Saskatchewan	FP/GP	35-44	Female	Strongly disagree
Saskatchewan	FP/GP	45-54	Male	Strongly disagree
Saskatchewan	FP/GP	45-54	Female	Strongly disagree
Saskatchewan	FP/GP	55-64	Male	Strongly disagree
Saskatchewan	FP/GP	55-64	Female	Strongly disagree
Saskatchewan	FP/GP	65+	Male	Strongly disagree
Saskatchewan	FP/GP	65+	Female	Strongly disagree
Saskatchewan	FP/GP	18-24	Male	Somewhat disagree
Saskatchewan	FP/GP	18-24	Female	Somewhat disagree
Saskatchewan	FP/GP	25-34	Male	Somewhat disagree
Saskatchewan	FP/GP	25-34	Female	Somewhat disagree
Saskatchewan	FP/GP	35-44	Male	Somewhat disagree
Saskatchewan	FP/GP	35-44	Female	Somewhat disagree
Saskatchewan	FP/GP	45-54	Male	Somewhat disagree
Saskatchewan	FP/GP	45-54	Female	Somewhat disagree
Saskatchewan	FP/GP	55-64	Male	Somewhat disagree
Saskatchewan	FP/GP	55-64	Female	Somewhat disagree
Saskatchewan	FP/GP	65+	Male	Somewhat disagree
Saskatchewan	FP/GP	65+	Female	Somewhat disagree
Saskatchewan	FP/GP	18-24	Male	Neither agree nor disagree
Saskatchewan	FP/GP	18-24	Female	Neither agree nor disagree
Saskatchewan	FP/GP	25-34	Male	Neither agree nor disagree
Saskatchewan	FP/GP	25-34	Female	Neither agree nor disagree
Saskatchewan	FP/GP	35-44	Male	Neither agree nor disagree
Saskatchewan	FP/GP	35-44	Female	Neither agree nor disagree
Saskatchewan	FP/GP	45-54	Male	Neither agree nor disagree
Saskatchewan	FP/GP	45-54	Female	Neither agree nor disagree
Saskatchewan	FP/GP	55-64	Male	Neither agree nor disagree
Saskatchewan	FP/GP	55-64	Female	Neither agree nor disagree
Saskatchewan	FP/GP	65+	Male	Neither agree nor disagree
Saskatchewan	FP/GP	65+	Female	Neither agree nor disagree
Saskatchewan	FP/GP	18-24	Male	Somewhat agree
Saskatchewan	FP/GP	18-24	Female	Somewhat agree
Saskatchewan	FP/GP	25-34	Male	Somewhat agree
Saskatchewan	FP/GP	25-34	Female	Somewhat agree
Saskatchewan	FP/GP	35-44	Male	Somewhat agree
Saskatchewan	FP/GP	35-44	Female	Somewhat agree
Saskatchewan	FP/GP	45-54	Male	Somewhat agree
Saskatchewan	FP/GP	45-54	Female	Somewhat agree
Saskatchewan	FP/GP	55-64	Male	Somewhat agree
Saskatchewan	FP/GP	55-64	Female	Somewhat agree
Saskatchewan	FP/GP	65+	Male	Somewhat agree
Saskatchewan	FP/GP	65+	Female	Somewhat agree
Saskatchewan	FP/GP	18-24	Male	Strongly agree
Saskatchewan	FP/GP	18-24	Female	Strongly agree
Saskatchewan	FP/GP	25-34	Male	Strongly agree
Saskatchewan	FP/GP	25-34	Female	Strongly agree
Saskatchewan	FP/GP	35-44	Male	Strongly agree
Saskatchewan	FP/GP	35-44	Female	Strongly agree
Saskatchewan	FP/GP	45-54	Male	Strongly agree
Saskatchewan	FP/GP	45-54	Female	Strongly agree
Saskatchewan	FP/GP	55-64	Male	Strongly agree
Saskatchewan	FP/GP	55-64	Female	Strongly agree
Saskatchewan	FP/GP	65+	Male	Strongly agree
Saskatchewan	FP/GP	65+	Female	Strongly agree
Manitoba	FP/GP	18-24	Male	Strongly disagree
Manitoba	FP/GP	18-24	Female	Strongly disagree
Manitoba	FP/GP	25-34	Male	Strongly disagree
Manitoba	FP/GP	25-34	Female	Strongly disagree
Manitoba	FP/GP	35-44	Male	Strongly disagree
Manitoba	FP/GP	35-44	Female	Strongly disagree
Manitoba	FP/GP	45-54	Male	Strongly disagree
Manitoba	FP/GP	45-54	Female	Strongly disagree
Manitoba	FP/GP	55-64	Male	Strongly disagree
Manitoba	FP/GP	55-64	Female	Strongly disagree
Manitoba	FP/GP	65+	Male	Strongly disagree
Manitoba	FP/GP	65+	Female	Strongly disagree
Manitoba	FP/GP	18-24	Male	Somewhat disagree
Manitoba	FP/GP	18-24	Female	Somewhat disagree
Manitoba	FP/GP	25-34	Male	Somewhat disagree
Manitoba	FP/GP	25-34	Female	Somewhat disagree
Manitoba	FP/GP	35-44	Male	Somewhat disagree
Manitoba	FP/GP	35-44	Female	Somewhat disagree
Manitoba	FP/GP	45-54	Male	Somewhat disagree
Manitoba	FP/GP	45-54	Female	Somewhat disagree
Manitoba	FP/GP	55-64	Male	Somewhat disagree
Manitoba	FP/GP	55-64	Female	Somewhat disagree
Manitoba	FP/GP	65+	Male	Somewhat disagree
Manitoba	FP/GP	65+	Female	Somewhat disagree
Manitoba	FP/GP	18-24	Male	Neither agree nor disagree
Manitoba	FP/GP	18-24	Female	Neither agree nor disagree
Manitoba	FP/GP	25-34	Male	Neither agree nor disagree
Manitoba	FP/GP	25-34	Female	Neither agree nor disagree
Manitoba	FP/GP	35-44	Male	Neither agree nor disagree
Manitoba	FP/GP	35-44	Female	Neither agree nor disagree
Manitoba	FP/GP	45-54	Male	Neither agree nor disagree
Manitoba	FP/GP	45-54	Female	Neither agree nor disagree
Manitoba	FP/GP	55-64	Male	Neither agree nor disagree
Manitoba	FP/GP	55-64	Female	Neither agree nor disagree
Manitoba	FP/GP	65+	Male	Neither agree nor disagree
Manitoba	FP/GP	65+	Female	Neither agree nor disagree
Manitoba	FP/GP	18-24	Male	Somewhat agree
Manitoba	FP/GP	18-24	Female	Somewhat agree
Manitoba	FP/GP	25-34	Male	Somewhat agree
Manitoba	FP/GP	25-34	Female	Somewhat agree
Manitoba	FP/GP	35-44	Male	Somewhat agree
Manitoba	FP/GP	35-44	Female	Somewhat agree
Manitoba	FP/GP	45-54	Male	Somewhat agree
Manitoba	FP/GP	45-54	Female	Somewhat agree
Manitoba	FP/GP	55-64	Male	Somewhat agree
Manitoba	FP/GP	55-64	Female	Somewhat agree
Manitoba	FP/GP	65+	Male	Somewhat agree
Manitoba	FP/GP	65+	Female	Somewhat agree
Manitoba	FP/GP	18-24	Male	Strongly agree
Manitoba	FP/GP	18-24	Female	Strongly agree
Manitoba	FP/GP	25-34	Male	Strongly agree
Manitoba	FP/GP	25-34	Female	Strongly agree
Manitoba	FP/GP	35-44	Male	Strongly agree
Manitoba	FP/GP	35-44	Female	Strongly agree
Manitoba	FP/GP	45-54	Male	Strongly agree
Manitoba	FP/GP	45-54	Female	Strongly agree
Manitoba	FP/GP	55-64	Male	Strongly agree
Manitoba	FP/GP	55-64	Female	Strongly agree
Manitoba	FP/GP	65+	Male	Strongly agree
Manitoba	FP/GP	65+	Female	Strongly agree
Ontario	FP/GP	18-24	Male	Strongly disagree
Ontario	FP/GP	18-24	Female	Strongly disagree
Ontario	FP/GP	25-34	Male	Strongly disagree
Ontario	FP/GP	25-34	Female	Strongly disagree
Ontario	FP/GP	35-44	Male	Strongly disagree
Ontario	FP/GP	35-44	Female	Strongly disagree
Ontario	FP/GP	45-54	Male	Strongly disagree
Ontario	FP/GP	45-54	Female	Strongly disagree
Ontario	FP/GP	55-64	Male	Strongly disagree
Ontario	FP/GP	55-64	Female	Strongly disagree
Ontario	FP/GP	65+	Male	Strongly disagree
Ontario	FP/GP	65+	Female	Strongly disagree
Ontario	FP/GP	18-24	Male	Somewhat disagree
Ontario	FP/GP	18-24	Female	Somewhat disagree
Ontario	FP/GP	25-34	Male	Somewhat disagree
Ontario	FP/GP	25-34	Female	Somewhat disagree
Ontario	FP/GP	35-44	Male	Somewhat disagree
Ontario	FP/GP	35-44	Female	Somewhat disagree
Ontario	FP/GP	45-54	Male	Somewhat disagree
Ontario	FP/GP	45-54	Female	Somewhat disagree
Ontario	FP/GP	55-64	Male	Somewhat disagree
Ontario	FP/GP	55-64	Female	Somewhat disagree
Ontario	FP/GP	65+	Male	Somewhat disagree
Ontario	FP/GP	65+	Female	Somewhat disagree
Ontario	FP/GP	18-24	Male	Neither agree nor disagree
Ontario	FP/GP	18-24	Female	Neither agree nor disagree
Ontario	FP/GP	25-34	Male	Neither agree nor disagree
Ontario	FP/GP	25-34	Female	Neither agree nor disagree
Ontario	FP/GP	35-44	Male	Neither agree nor disagree
Ontario	FP/GP	35-44	Female	Neither agree nor disagree
Ontario	FP/GP	45-54	Male	Neither agree nor disagree
Ontario	FP/GP	45-54	Female	Neither agree nor disagree
Ontario	FP/GP	55-64	Male	Neither agree nor disagree
Ontario	FP/GP	55-64	Female	Neither agree nor disagree
Ontario	FP/GP	65+	Male	Neither agree nor disagree
Ontario	FP/GP	65+	Female	Neither agree nor disagree
Ontario	FP/GP	18-24	Male	Somewhat agree
Ontario	FP/GP	18-24	Female	Somewhat agree
Ontario	FP/GP	25-34	Male	Somewhat agree
Ontario	FP/GP	25-34	Female	Somewhat agree
Ontario	FP/GP	35-44	Male	Somewhat agree
Ontario	FP/GP	35-44	Female	Somewhat agree
Ontario	FP/GP	45-54	Male	Somewhat agree
Ontario	FP/GP	45-54	Female	Somewhat agree
Ontario	FP/GP	55-64	Male	Somewhat agree
Ontario	FP/GP	55-64	Female	Somewhat agree
Ontario	FP/GP	65+	Male	Somewhat agree
Ontario	FP/GP	65+	Female	Somewhat agree
Ontario	FP/GP	18-24	Male	Strongly agree
Ontario	FP/GP	18-24	Female	Strongly agree
Ontario	FP/GP	25-34	Male	Strongly agree
Ontario	FP/GP	25-34	Female	Strongly agree
Ontario	FP/GP	35-44	Male	Strongly agree
Ontario	FP/GP	35-44	Female	Strongly agree
Ontario	FP/GP	45-54	Male	Strongly agree
Ontario	FP/GP	45-54	Female	Strongly agree
Ontario	FP/GP	55-64	Male	Strongly agree
Ontario	FP/GP	55-64	Female	Strongly agree
Ontario	FP/GP	65+	Male	Strongly agree
Ontario	FP/GP	65+	Female	Strongly agree
Quebec	FP/GP	18-24	Male	Strongly disagree
Quebec	FP/GP	18-24	Female	Strongly disagree
Quebec	FP/GP	25-34	Male	Strongly disagree
Quebec	FP/GP	25-34	Female	Strongly disagree
Quebec	FP/GP	35-44	Male	Strongly disagree
Quebec	FP/GP	35-44	Female	Strongly disagree
Quebec	FP/GP	45-54	Male	Strongly disagree
Quebec	FP/GP	45-54	Female	Strongly disagree
Quebec	FP/GP	55-64	Male	Strongly disagree
Quebec	FP/GP	55-64	Female	Strongly disagree
Quebec	FP/GP	65+	Male	Strongly disagree
Quebec	FP/GP	65+	Female	Strongly disagree
Quebec	FP/GP	18-24	Male	Somewhat disagree
Quebec	FP/GP	18-24	Female	Somewhat disagree
Quebec	FP/GP	25-34	Male	Somewhat disagree
Quebec	FP/GP	25-34	Female	Somewhat disagree
Quebec	FP/GP	35-44	Male	Somewhat disagree
Quebec	FP/GP	35-44	Female	Somewhat disagree
Quebec	FP/GP	45-54	Male	Somewhat disagree
Quebec	FP/GP	45-54	Female	Somewhat disagree
Quebec	FP/GP	55-64	Male	Somewhat disagree
Quebec	FP/GP	55-64	Female	Somewhat disagree
Quebec	FP/GP	65+	Male	Somewhat disagree
Quebec	FP/GP	65+	Female	Somewhat disagree
Quebec	FP/GP	18-24	Male	Neither agree nor disagree
Quebec	FP/GP	18-24	Female	Neither agree nor disagree
Quebec	FP/GP	25-34	Male	Neither agree nor disagree
Quebec	FP/GP	25-34	Female	Neither agree nor disagree
Quebec	FP/GP	35-44	Male	Neither agree nor disagree
Quebec	FP/GP	35-44	Female	Neither agree nor disagree
Quebec	FP/GP	45-54	Male	Neither agree nor disagree
Quebec	FP/GP	45-54	Female	Neither agree nor disagree
Quebec	FP/GP	55-64	Male	Neither agree nor disagree
Quebec	FP/GP	55-64	Female	Neither agree nor disagree
Quebec				



# Q14. Provision of patient/clinical care

<https://surveys.cma.ca/link/survey99>

SURVEY DATE 2019

FULL QUESTION Q14. Do you provide patient/clinical care (either direct or indirect)?

TOPIC Access to services  
Patient care

KEYWORDS Patients  
Clinical care  
Direct clinical care  
Indirect clinical care

RESPONSE CHOICES Yes  
No

## Documents

---

**CMA Physician Workforce Survey, 2019: National Results by FP/IGP or Other Specialist, Gender, Age, and Provincial Territory**

Specialty	Gender				Age				Provincial Territory			
	Male	Female	Total	%	18-34	35-44	45-54	55-64	AT	BC	MB	SK
Total	1,234	1,567	2,801	100%	123	456	789	1,433	123	456	789	1,433
Subtotal	1,234	1,567	2,801	100%	123	456	789	1,433	123	456	789	1,433

# Q15. Work Setting

<https://surveys.cma.ca/link/survey100>

**SURVEY DATE** 2019

**FULL QUESTION** Q15. Which of the following is your primary work setting?

**TOPIC** Hospital setting  
Work setting

**KEYWORDS** Where do physicians work?  
Location  
Work setting  
Physician setting

**RESPONSE CHOICES** Private office/clinic (excluding free standing walk-in clinics)  
Community clinic/Community health centre  
Free-standing walk-in clinic  
Academic health sciences centre (AHSC)  
Non-AHSC teaching hospital  
Community hospital  
Other hospital  
Emergency department (in community hospital or AHSC)  
Nursing home/ Long term care facility / Seniors' residence  
University  
Research Unit  
Free-standing lab/diagnostic clinic  
Administrative office / Corporate Office  
Other

## Documents

**CMA Physician Workforce Survey, 2019: National Results by FP/IGP or Other Specialist, Gender, Age, and Province/Territory**

Table with columns: Province/Territory, Work Setting, and various demographic and workforce metrics.

# Q17. Accepting new patients

<https://surveys.cma.ca/link/survey24>

SURVEY DATE	2017
FULL QUESTION	Q17. To what extent is your practice accepting new patients into your MAIN patient care setting? Please check only ONE.
TOPIC	Patient care Hours of work and workload Access to services
KEYWORDS	Access to services Appointment availability Overworked Patient care Patient load Wait time Work hours Workload Wait times Waiting times
RESPONSE CHOICES	No restrictions; practice is open to all new patients Partially closed Completely closed Does not apply to my practice setting

## Documents




# Q18. Number of patients seen

<https://surveys.cma.ca/link/survey25>

SURVEY DATE	2017
FULL QUESTION	Q18. Please estimate the number of patients you see in a TYPICAL WEEK, EXCLUDING patient visits while you are on-call (on-call is defined as time outside of regularly scheduled activity during which you are available to patients):
TOPIC	Patient care Hours of work and workload Access to services On-call activities
KEYWORDS	Access to services Appointment availability Overworked Patient care Patient load Wait time Work hours Workload Wait times Waiting times

## Documents

---



# Q18. Providing on-call

<https://surveys.cma.ca/link/survey104>

SURVEY DATE	2019
FULL QUESTION	Q18. Do you provide on-call services?
TOPIC	Hours of work and workload On-call activities Access to services Patient care Oncall
KEYWORDS	On-call service Workload Oncall activities Oncall
RESPONSE CHOICES	Yes No

## Documents

---

**CMA Physician Workforce Survey, 2019: National Results by FP/VP or Other Specialist, Gender, Age, and Provincial/Territory**

PROVINCIAL/TERRITORY	Gender		Age	Specialty	Total	Age group													
	Male	Female				18-24	25-34	35-44	45-54	55-64	65+								
Alberta																			
British Columbia																			
Manitoba																			
Ontario																			
Quebec																			
Saskatchewan																			
Atlantic																			

**Notes:**  
1. Data is based on self-reported specialty.  
2. Data is based on self-reported gender.  
3. Data is based on self-reported age.  
4. Data is based on self-reported provincial/territory.


## Q19a. Patient access for URGENT cases

<https://surveys.cma.ca/link/survey26>

SURVEY DATE	2017
FULL QUESTION	Q19a. Typically, if a patient visits your office or is referred to you, how long would that patient wait until the first available appointment WITH YOU OR YOUR PRACTICE?
TOPIC	Patient care Hours of work and workload Access to services
KEYWORDS	Access to services Appointment availability Overworked Patient care Patient load Referral Wait time Work hours Workload Wait times Waiting times
RESPONSE CHOICES	same day number of days

## Documents

---



# Q19. Average on-call hours

<https://surveys.cma.ca/link/survey106>

SURVEY DATE 2019

FULL QUESTION Q19. Estimate your average number of on-call work hours per month:

TOPIC Access to services  
Hours of work and workload  
Patient care  
On-call activities  
Oncall

KEYWORDS Oncall  
Time  
Oncall activities  
On-call hours  
Workload

## Documents

**CMA Physician Workforce Survey, 2019: National Results by FP/VP or Other Specialist, Gender, Age, and Provincial/Territory**

2019 National Survey Results

Specialty	2019 CMA Survey	Gender	Age	Provincial/Territory	N
Allopathic Medicine	100%	100%	100%	100%	100%
Family Medicine	100%	100%	100%	100%	100%
Internal Medicine	100%	100%	100%	100%	100%
Paediatrics	100%	100%	100%	100%	100%
Psychiatry	100%	100%	100%	100%	100%
Residency Training	100%	100%	100%	100%	100%
Specialty Training	100%	100%	100%	100%	100%
Subspecialty Training	100%	100%	100%	100%	100%
Other	100%	100%	100%	100%	100%


## Q19b. Patient access for NON-URGENT cases

<https://surveys.cma.ca/link/survey71>

SURVEY DATE	2017
FULL QUESTION	Q19b. Typically, if a patient visits your office or is referred to you, how long would that patient wait until the first available appointment WITH YOU OR YOUR PRACTICE?
TOPIC	Patient care Hours of work and workload Access to services
KEYWORDS	Access to services Appointment availability Overworked Patient care Patient load Referral Wait time Work hours Workload Wait times Waiting times
RESPONSE CHOICES	same week number of weeks

## Documents

---





## Q20. Access to resources

<https://surveys.cma.ca/link/survey27>

SURVEY DATE	2017
FULL QUESTION	Q20. Rate your access to the following for your patients:
TOPIC	Satisfaction Patient care Hospital setting Access to services
KEYWORDS	Access to services Appointment availability Clinical care Hospital Patient care Referral Satisfaction (professional)
RESPONSE CHOICES	Operating room Endoscopy suites Procedural rooms Long-term care beds (e.g., nursing home, chronic care, etc.) Hospital in-patient care on an urgent basis Hospital care for elective procedures Routine diagnostic services (e.g., lab, x-rays, etc.) Advanced diagnostic services (e.g., MRI, CT, etc.) Home care Palliative care

## Documents

---

Medical Results by FPGP or Other Specialist, Gender, Age, and Province/Territory

Province/Territory	Gender	Age	Specialty	Response
Alberta	Male	18-24	Family Medicine	
			Internal Medicine	
		25-34	Family Medicine	
			Internal Medicine	
		35-44	Family Medicine	
			Internal Medicine	
	Female	18-24	Family Medicine	
			Internal Medicine	
		25-34	Family Medicine	
			Internal Medicine	
		35-44	Family Medicine	
			Internal Medicine	
British Columbia	Male	18-24	Family Medicine	
			Internal Medicine	
		25-34	Family Medicine	
			Internal Medicine	
		35-44	Family Medicine	
			Internal Medicine	
	Female	18-24	Family Medicine	
			Internal Medicine	
		25-34	Family Medicine	
			Internal Medicine	
		35-44	Family Medicine	
			Internal Medicine	
Ontario	Male	18-24	Family Medicine	
			Internal Medicine	
		25-34	Family Medicine	
			Internal Medicine	
		35-44	Family Medicine	
			Internal Medicine	
	Female	18-24	Family Medicine	
			Internal Medicine	
		25-34	Family Medicine	
			Internal Medicine	
		35-44	Family Medicine	
			Internal Medicine	
Quebec	Male	18-24	Family Medicine	
			Internal Medicine	
		25-34	Family Medicine	
			Internal Medicine	
		35-44	Family Medicine	
			Internal Medicine	
	Female	18-24	Family Medicine	
			Internal Medicine	
		25-34	Family Medicine	
			Internal Medicine	
		35-44	Family Medicine	
			Internal Medicine	
Atlantic	Male	18-24	Family Medicine	
			Internal Medicine	
		25-34	Family Medicine	
			Internal Medicine	
		35-44	Family Medicine	
			Internal Medicine	
	Female	18-24	Family Medicine	
			Internal Medicine	
		25-34	Family Medicine	
			Internal Medicine	
		35-44	Family Medicine	
			Internal Medicine	

# Q20. On-call hours in direct patient care

<https://surveys.cma.ca/link/survey109>

SURVEY DATE	2019
FULL QUESTION	Q20. Estimate how many of your on-call hours each month are actually spent in direct patient care (e.g., phone, email, face-to-face):
TOPIC	Access to services Hours of work and workload On-call activities Patient care Oncall
KEYWORDS	Oncall On-call hours Time Workload

## Documents

**CMA Physician Workforce Survey, 2019: National Results by FP/CP or Other Specialist, Gender, Age, and Provincial/Territory**

See below for more information on the survey methodology, including details on the survey design, data collection, and analysis.

Province/Territory	2019 Q20 (hours)		2018 Q20 (hours)	
	Mean	SD	Mean	SD
Alberta	1.2	1.1	1.1	1.0
British Columbia	1.3	1.2	1.2	1.1
Manitoba	1.1	1.0	1.0	0.9
Ontario	1.4	1.3	1.3	1.2
Quebec	1.2	1.1	1.1	1.0
Saskatchewan	1.1	1.0	1.0	0.9
Atlantic	1.2	1.1	1.1	1.0
National	1.2	1.1	1.1	1.0

© 2019 Canadian Medical Association. All rights reserved. This document is confidential and for internal use only. It is not to be distributed, copied, or otherwise used without the express written consent of the Canadian Medical Association. For more information, please contact the Canadian Medical Association at [communications@cmajournal.ca](mailto:communications@cmajournal.ca).

## Q21 & Q22. Work hours

<https://surveys.cma.ca/link/survey112>

SURVEY DATE	2019
FULL QUESTION	Q21 & Q22. EXCLUDING ON-CALL ACTIVITIES, how many HOURS IN AN AVERAGE WEEK do you usually spend on the following activities? Assume each activity is mutually exclusive for reporting purposes (i.e., if an activity spans two categories, please report hours in only one category).
TOPIC	Hours of work and workload Access to services Patient care Practice management (e.g., overhead costs, paperwork) On-call activities Oncall
KEYWORDS	Workload Time Oncall
RESPONSE CHOICES	Direct patient care without a teaching component, regardless of setting Direct patient care with a teaching component, regardless of setting Teaching/Education without direct patient care (contact with students/residents, preparation, marking, evaluations, etc.) Indirect patient care (charting, reports, phone calls, meeting patients' family, etc.) Health facility committees (academic planning committees) Administration (i.e., management of university program, chief of staff, department head, Ministry of Health, etc.) Research (including management of research and publications) Managing your practice (staff, facility, equipment, etc.) Continuing medical education/professional development (courses, reading, videos, tapes, seminars, etc.) Other TOTAL HOURS WORKED PER WEEK

## Documents

**CMA Physician Workforce Survey, 2019: National Results by FPI/GP or Other Specialist, Gender, Age, and Provincial/Territory**

Table with columns: FPI/GP or Other Specialist, Gender, Age, Provincial/Territory, and various activity categories. The table contains numerical data for each category across the different demographic groups.

