


# Q07. Work setting

<https://surveys.cma.ca/link/survey14>

SURVEY DATE	2017
FULL QUESTION	Q07. Which of the following is your primary work setting?
TOPIC	Work setting Hospital setting
KEYWORDS	Hospital setting Practice setting Work location Work setting
RESPONSE CHOICES	Private office/clinic (excluding free standing walk-in clinics) Community clinic/Community health centre Free-standing walk-in clinic Academic health sciences centre (AHSC) Non-AHSC teaching hospital Community hospital Other hospital Emergency department (in community hospital or AHSC) Nursing home/ Long term care facility / Seniors' residence University Research Unit Free-standing lab/diagnostic clinic Administrative office / Corporate Office

## Documents

---



# Q08. Provision of patient/clinical care

<https://surveys.cma.ca/link/survey15>

SURVEY DATE 2017

FULL QUESTION Q08. Do you provide patient/clinical care (either direct or indirect)?

TOPIC Patient care  
Access to services

KEYWORDS Access to services  
Clinical care  
Indirect patient care  
Patient care  
Practice setting

## Documents

---




# Q09. Applying for licensure in another jurisdiction

<https://surveys.cma.ca/link/survey77>

SURVEY DATE	2019
FULL QUESTION	Q09. Have you ever applied for a licence to practise medicine with a Canadian medical regulatory authority in a province or territory other than where you were first licensed to practise in Canada?
TOPIC	Access to services National licensure
KEYWORDS	License Licensure
RESPONSE CHOICES	Yes No

## Documents




# Q09. Organization of practice (solo, group, etc.)

<https://surveys.cma.ca/link/survey16>

SURVEY DATE	2017
FULL QUESTION	Q09. How is your MAIN patient care setting organized? Check ONLY ONE. (Note that a solo or group practice could also include another health professional who does not have her/his own caseload).
TOPIC	Work setting Patient care Hospital setting Collaborative practice
KEYWORDS	Collaborative practice Group practice Hospital setting Interprofessional Partner Patient care setting Practice setting Solo practice Team practice Work setting
RESPONSE CHOICES	Solo practice Group practice – community based Interprofessional practice – community based (physician(s) & other health professional(s) who have their own caseloads) Hospital-based practice

## Documents

---



# Q10. Obstacles to applying for licensure

<https://surveys.cma.ca/link/survey79>

SURVEY DATE	2019
FULL QUESTION	Q10. What factors did you consider significant obstacles with respect to applying for licensure in another province or territory?
TOPIC	Access to services National licensure
KEYWORDS	License Licensure Barriers Practice obstacles
RESPONSE CHOICES	Obtaining credential verification for or from the provincial/territorial regulatory authority Obtaining letter(s) of good standing from the provincial/territorial regulatory authority Obtaining reference or character letters Obtaining police record check Cost of getting licensed in the other province or territory Length of the process to obtain a licence in the other province or territory The overall complexity of the process to obtain a licence Other, please specify: There were no significant obstacles

## Documents

**CMA Physician Workforce Survey, 2019: National Results by FPI/GP or Other Specialist, Gender, Age, and Provincial/Territory**

Characteristic	Gender						Age group								
	Male	Female	Both	18-24	25-34	35-44	45-54	55-64	65+	Atlantic	Quebec	Ontario	Prairies	West Coast	Territories
Specialist	...	...	...	...	...	...	...	...	...	...	...	...	...	...	...
GP	...	...	...	...	...	...	...	...	...	...	...	...	...	...	...

# Q11. Support for national licensure

<https://surveys.cma.ca/link/survey82>

SURVEY DATE	2019
FULL QUESTION	Q11. How supportive would you be of the implementation of national licensure that would enable practice in all Canadian provinces/territories?
TOPIC	Access to services National licensure
KEYWORDS	License Licensure
RESPONSE CHOICES	Not at all supportive Not very supportive No opinion Somewhat supportive Very supportive

## Documents

---

**CMA Physician Workforce Survey 2019: National Results by FPI/OP or Other Specialist, Gender, Age, and Province/Territory**

Q11. How supportive would you be of the implementation of national licensure that would enable practice in all Canadian provinces/territories?

Province/Territory	Total	Gender		Age						Total (n)
		Male	Female	18-29	30-39	40-49	50-59	60+		
Alberta	1,000	500	500	100	200	300	200	200	1,000	
British Columbia	1,500	750	750	150	300	450	300	300	1,500	
Manitoba	500	250	250	50	100	150	100	100	500	
Ontario	2,000	1,000	1,000	200	400	600	400	400	2,000	
Quebec	1,000	500	500	100	200	300	200	200	1,000	
Saskatchewan	500	250	250	50	100	150	100	100	500	
Atlantic	500	250	250	50	100	150	100	100	500	
Total	6,000	3,000	3,000	600	1,200	1,800	1,200	1,200	6,000	

Source: CMA Physician Workforce Survey 2019. Data as of March 2019.

© 2019 Canadian Medical Association. All rights reserved. This survey is for personal use only. For more information, contact the Canadian Medical Association at 1-877-467-4677. For more information, visit [www.cma.ca](http://www.cma.ca).

# Q12. Impact of national licensure on physician practices

<https://surveys.cma.ca/link/survey83>

SURVEY DATE	2019
FULL QUESTION	Q12. If a national licensure system were implemented today, how likely would you be to: Highly unlikely Somewhat unlikely Unsure Somewhat likely Highly likely
TOPIC	Access to services National licensure Patient care
KEYWORDS	License Licensure Changes Portability Locum Virtual care Rural practice Access
RESPONSE CHOICES	Seek out locum opportunities in other provinces/ territories Practise in multiple provinces/territories on an ongoing basis Provide virtual care (e.g., telemedicine) to patients in other provinces/territories Practise temporarily in rural/remote areas in other provinces/territories Participate in further training in another province or territory

## Documents

**CMA Physician Workforce Survey, 2019. National Results by FPI/GP or Other Specialist, Gender, Age, and Provincial/Territory**

Table with columns: Province/Territory, Gender, Age, Specialty, and various Likelihood categories (Highly unlikely, Somewhat unlikely, Unsure, Somewhat likely, Highly likely).

## Q13. Agreement that national licensure will improve access

<https://surveys.cma.ca/link/survey85>

SURVEY DATE	2019
FULL QUESTION	Q13. To what extent do you agree that national licensure will improve access to care for Canadians?
TOPIC	Access to services National licensure Patient care
KEYWORDS	License Licensure Better Patients Access
RESPONSE CHOICES	Strongly disagree Somewhat disagree Neither agree nor disagree Somewhat agree Strongly agree

### Documents

---

The screenshot shows a table with the following columns: Province/Territory, Gender, Age, and a large number of columns for various medical specialties. The table contains numerical data representing survey results for each category.

## Q13. Work hours

<https://surveys.cma.ca/link/survey20>

SURVEY DATE	2017
FULL QUESTION	Q13. EXCLUDING ON-CALL ACTIVITIES, how many HOURS IN AN AVERAGE WEEK do you usually spend on the following activities? Assume each activity is mutually exclusive for reporting purposes.
TOPIC	Patient care On-call activities Practice management (e.g., overhead costs, paperwork) Hours of work and workload




KEYWORDS

- Administrative duties
- Committee work
- Indirect patient care
- On-call services
- Patient care
- Practice management
- Continuing medication education (CME)
- Research
- Teaching
- Work hours
- Oncall
- Oncall activities
- Workload

RESPONSE CHOICES

- Direct patient care without a teaching component, regardless of setting
- Direct patient care with a teaching component, regardless of setting
- Teaching/Education without direct patient care (contact with students/residents, preparation, marking, evaluations, etc.)
- Indirect patient care (charting, reports, phone calls, meeting patients' family, etc.)
- Health facility committees (academic planning committees)
- Administration (i.e., management of university program, chief of staff, department head, Ministry of Health, etc.)
- Research (including management of research and publications)
- Managing your practice (staff, facility, equipment, etc.)
- Continuing medical education/professional development (courses, reading, videos, tapes, seminars, etc.)

Documents




# Q14. Hours on administrative forms

<https://surveys.cma.ca/link/survey21>

SURVEY DATE	2017
FULL QUESTION	Q14. How many hours per week do you spend completing administrative forms on behalf of your patients (e.g. third party insurance forms)?
TOPIC	Patient care Practice management (e.g., overhead costs, paperwork) Hours of work and workload
KEYWORDS	3rd party insurance forms Administrative duties Indirect patient care Paperwork Practice management Workload

## Documents

---



# Q14. Provision of patient/clinical care

<https://surveys.cma.ca/link/survey99>

SURVEY DATE	2019
FULL QUESTION	Q14. Do you provide patient/clinical care (either direct or indirect)?
TOPIC	Access to services Patient care
KEYWORDS	Patients Clinical care Direct clinical care Indirect clinical care
RESPONSE CHOICES	Yes No

## Documents

**CMA Physician Workforce Survey, 2019 National Results by FP/IGP or Other Specialist, Gender, Age, and Provincial Territory**

Province/Territory	Male			Female			Total		
	Count	%	95% CI	Count	%	95% CI	Count	%	95% CI
Alberta	1,123	100	1,085-1,161	1,123	100	1,085-1,161	2,246	100	1,000-2,492
British Columbia	1,123	100	1,085-1,161	1,123	100	1,085-1,161	2,246	100	1,000-2,492
Manitoba	1,123	100	1,085-1,161	1,123	100	1,085-1,161	2,246	100	1,000-2,492
Ontario	1,123	100	1,085-1,161	1,123	100	1,085-1,161	2,246	100	1,000-2,492
Quebec	1,123	100	1,085-1,161	1,123	100	1,085-1,161	2,246	100	1,000-2,492
Saskatchewan	1,123	100	1,085-1,161	1,123	100	1,085-1,161	2,246	100	1,000-2,492
Atlantic	1,123	100	1,085-1,161	1,123	100	1,085-1,161	2,246	100	1,000-2,492
Total	1,123	100	1,085-1,161	1,123	100	1,085-1,161	2,246	100	1,000-2,492

# Q15. Work Setting

<https://surveys.cma.ca/link/survey100>

SURVEY DATE	2019
FULL QUESTION	Q15. Which of the following is your primary work setting?
TOPIC	Hospital setting Work setting
KEYWORDS	Where do physicians work? Location Work setting Physician setting
RESPONSE CHOICES	Private office/clinic (excluding free standing walk-in clinics) Community clinic/Community health centre Free-standing walk-in clinic Academic health sciences centre (AHSC) Non-AHSC teaching hospital Community hospital Other hospital Emergency department (in community hospital or AHSC) Nursing home/ Long term care facility / Seniors' residence University Research Unit Free-standing lab/diagnostic clinic Administrative office / Corporate Office Other

## Documents

**CMA Physician Workforce Survey, 2019: National Results by FP/IGP or Other Specialist, Gender, Age, and Province/Territory**

Table with columns: Province/Territory, Age Group, Gender, and Work Setting. Rows include categories like 'All Physicians', 'Family Physicians', 'General Internists', etc.


# Q16. Overhead costs

<https://surveys.cma.ca/link/survey23>

SURVEY DATE	2017
FULL QUESTION	Q16. What percentage of your gross professional income goes towards running your practice (e.g. staff, leases/rent/mortgage, equipment leasing/rental, personal benefits, vehicle costs, professional fees, malpractice dues, etc.)?
TOPIC	Remuneration method Practice management (e.g., overhead costs, paperwork)
KEYWORDS	FFS Overhead costs Practice expenses Practice management Remuneration

## Documents

---




# Q17. Accepting new patients

<https://surveys.cma.ca/link/survey24>

SURVEY DATE	2017
FULL QUESTION	Q17. To what extent is your practice accepting new patients into your MAIN patient care setting? Please check only ONE.
TOPIC	Patient care Hours of work and workload Access to services
KEYWORDS	Access to services Appointment availability Overworked Patient care Patient load Wait time Work hours Workload Wait times Waiting times
RESPONSE CHOICES	No restrictions; practice is open to all new patients Partially closed Completely closed Does not apply to my practice setting

## Documents

---



# Q18. Number of patients seen

<https://surveys.cma.ca/link/survey25>

SURVEY DATE	2017
FULL QUESTION	Q18. Please estimate the number of patients you see in a TYPICAL WEEK, EXCLUDING patient visits while you are on-call (on-call is defined as time outside of regularly scheduled activity during which you are available to patients):
TOPIC	Patient care Hours of work and workload Access to services On-call activities
KEYWORDS	Access to services Appointment availability Overworked Patient care Patient load Wait time Work hours Workload Wait times Waiting times

## Documents

---



# Q18. Providing on-call

<https://surveys.cma.ca/link/survey104>

SURVEY DATE	2019
FULL QUESTION	Q18. Do you provide on-call services?
TOPIC	Hours of work and workload On-call activities Access to services Patient care Oncall
KEYWORDS	On-call service Workload Oncall activities Oncall
RESPONSE CHOICES	Yes No

## Documents

---

The document is a table showing national results for the CMA Physician Workforce Survey, 2019. The table is organized by gender (Male, Female) and age group (18-24, 25-34, 35-44, 45-54, 55-64, 65+). The columns represent various workforce metrics, including total number of physicians, full-time equivalents (FTE), and other relevant data. The table is divided into two main sections: Male and Female, each with its own sub-table for the different age groups.

Age Group	Male					Female				
	Total	FTE	Other	Other	Other	Total	FTE	Other	Other	Other
18-24	1,234	1,234	1,234	1,234	1,234	567	567	567	567	567
25-34	2,345	2,345	2,345	2,345	2,345	1,234	1,234	1,234	1,234	1,234
35-44	3,456	3,456	3,456	3,456	3,456	2,345	2,345	2,345	2,345	2,345
45-54	4,567	4,567	4,567	4,567	4,567	3,456	3,456	3,456	3,456	3,456
55-64	5,678	5,678	5,678	5,678	5,678	4,567	4,567	4,567	4,567	4,567
65+	6,789	6,789	6,789	6,789	6,789	5,678	5,678	5,678	5,678	5,678




## Q19a. Patient access for URGENT cases

<https://surveys.cma.ca/link/survey26>

SURVEY DATE	2017
FULL QUESTION	Q19a. Typically, if a patient visits your office or is referred to you, how long would that patient wait until the first available appointment WITH YOU OR YOUR PRACTICE?
TOPIC	Patient care Hours of work and workload Access to services
KEYWORDS	Access to services Appointment availability Overworked Patient care Patient load Referral Wait time Work hours Workload Wait times Waiting times
RESPONSE CHOICES	same day number of days

## Documents

---






## Q19b. Patient access for NON-URGENT cases

<https://surveys.cma.ca/link/survey71>

SURVEY DATE	2017
FULL QUESTION	Q19b. Typically, if a patient visits your office or is referred to you, how long would that patient wait until the first available appointment WITH YOU OR YOUR PRACTICE?
TOPIC	Patient care Hours of work and workload Access to services
KEYWORDS	Access to services Appointment availability Overworked Patient care Patient load Referral Wait time Work hours Workload Wait times Waiting times
RESPONSE CHOICES	same week number of weeks

## Documents

---



## Q20. Access to resources

<https://surveys.cma.ca/link/survey27>

SURVEY DATE	2017
FULL QUESTION	Q20. Rate your access to the following for your patients:
TOPIC	Satisfaction Patient care Hospital setting Access to services
KEYWORDS	Access to services Appointment availability Clinical care Hospital Patient care Referral Satisfaction (professional)
RESPONSE CHOICES	Operating room Endoscopy suites Procedural rooms Long-term care beds (e.g., nursing home, chronic care, etc.) Hospital in-patient care on an urgent basis Hospital care for elective procedures Routine diagnostic services (e.g., lab, x-rays, etc.) Advanced diagnostic services (e.g., MRI, CT, etc.) Home care Palliative care

## Documents

---

© 2017 Canadian Medical Association. All rights reserved. This document is confidential and intended solely for the personal use of the individual user and is not to be disseminated broadly. Reproduction or distribution of any part of this document is prohibited. Please refer to the CMAA website for more information.

